

! "#\$%&# ' () #* + , %- . / & 0 " # \$ % & # ' 1 + - # - . ' " & 2 '
3 + - 0 \$ # " 4 ' ! % 5 6 + 5 , " & * % ' 7) 5 \$ & 8 ' " " 7 \$ - " - # % 5 9 '
/ , 0 4 \$ * " # \$ + & - ' 6 + 5 ' # : % ' ;) 5 - % ' < \$ * % & -) 5 % '
1 + , 0 " * #

! "#\$%&' () %* + , , %&' . / - 0 1 - 2 3 3 1

3 4 4 + 5 % # , " & ' 6 + 7 " 4 4 + 6 &

1 " 8 8 9 + : ; 4 + \$ & < + + : 6 = 7 7 & > 5 . + + 8 8 + 7 & 1 = 6 4 % \$;



1) > ? 1 & 5 % ' \$, % % & > @ * A + 4 % = * & B C # 6 5 . & D D - & E D F


! " # \$ % & ' () *

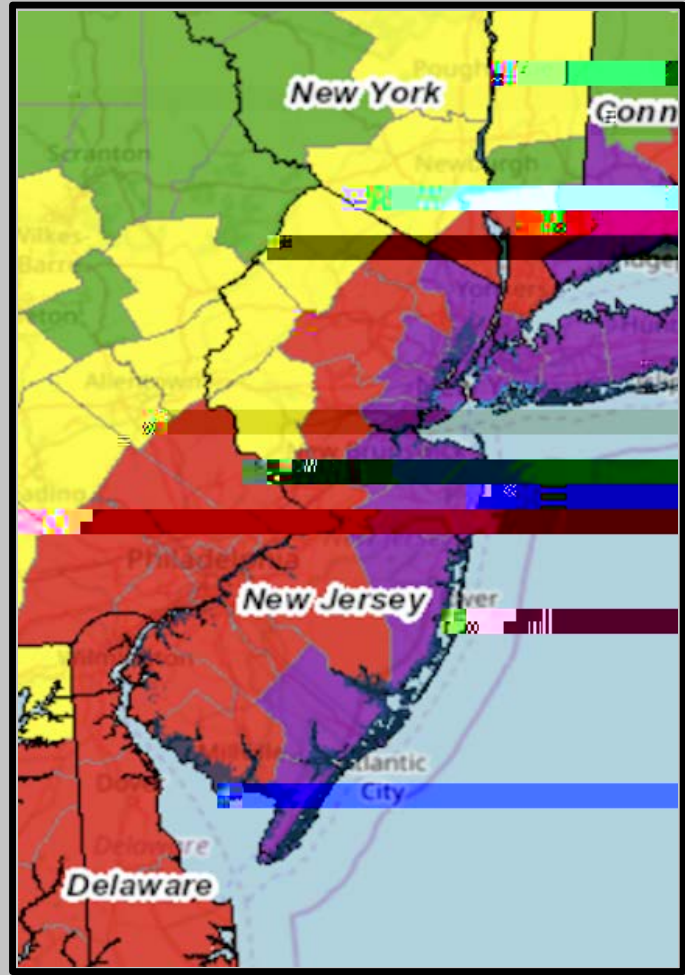


! "##\$%&'()*+,-.
/\$' (

... 1.50 a m... Sanjour high winds... from D.C. northward...
... hurricane...
... full moon and high tide... 14-foot wave surge in NY...
... away system and a crucial tunnel... parts of NY SU








! "\$%&'()*+,#, ' -#. (%/0#. *1*/)(2##3' #4#567

Storm Severity*	County
Very High Areas: >10,000 people exposed to surge;	Atlantic Ocean, Monmouth, Middlesex, Union, Essex, Bergen, Hudson, Cape May
High Areas: 5000-10,000 people exposed to surge; or >\$100 million in wind damage, or > 8" of rain	Camden, Salem, Gloucester, Camden, Burlington, Mercer, Somerset, (Jersey) NJ, Passaic
Moderate Areas: 100-500 people exposed to surge; or \$10-100 million in wind damage; or 4-8" of rain	Sussex, Warren, Hunterdon,

* adapted from the Federal Emergency Management Agency Hurricane Sandy Impact Analysis



6G(2)&' +)3 (&2"#(2

8%+9)(, :#\$; , /, <(* /)+()<+#=2#. (%/O#>O9, <(#?/*, ##3' #4#@57

	Very High Area (n = 39)	High Area (n = 23)	Moderate Area (n = 17)
Bed size			
<100	0 (0.0%)	2 (9%)	0 (0%)
101-250	15 (38%)	7 (30%)	4 (24%)
>=251	26 (67%)	14 (61%)	5 (30%)
Teaching hospital	21 (54%)	11 (48%)	9 (53%)
High technology	18 (46%)	9 (39%)	8 (47%)
Safety-net	11 (28%)	10 (43%)	10 (59%)
Magnet hospital	17 (44%)	8 (35%)	4 (24%)

A, ()*' (#\$; , /, <(* /)+()<+#3' #4#B@C@D67

Age at admission (years)

Sex

Female

50184 (57%)

Male

37517 (43%)

Race

White

53518 (51%)

African American

14997 (17%)

Other

17786 (21%)

Ethnicity

Hispanic

10811 (13%)

Non-Hispanic

75190 (87%)

Median household income:

Quartile 1: 0th - 25th

11608 (15%)

Quartile 2: 26th - 50th

11403 (14%)

Quartile 3: 51st - 75th

10706 (23%)

Quartile 4: 76th - 100th

43592 (51%)



A, ()*' (#E&(<%O*+C#F!" G&, /(*/#5D65

Length of stay	49.156
Readmission	3381 (6%)
Died	1755 (2%)

Multivariate Analyses Nurse Workload and Patient Outcomes, 4th Quarter 2012 (n = 84,731)

	Transferred out	Mortality	Readmission	Length of Stay
Intensive care	0.10**	0.10	1.00***	0.26
Intermediate	0.07*	0.05	0.70***	0.07**
Medical-surgical	-0.03*	-0.02	-0.19***	-0.02
Composite	0.05	0.07	0.57***	0.02

* < 0.05, ** < 0.01, *** < 0.0001

8\$. \$0&0\$5' 2

• *Our findings might not be generalizable to hospitals in other states or during other disasters*

• *Our findings might not be generalizable to hospitals in other states or during other disasters*

• *Our findings might not be generalizable to hospitals in other states or during other disasters*

• *Our findings might not be generalizable to hospitals in other states or during other disasters*

95' %/" 2\$5'

