

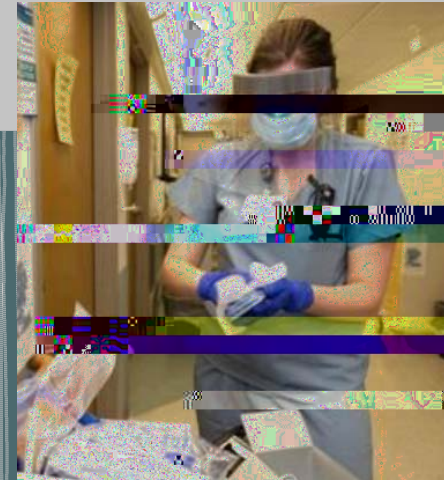


# Agenda



# Background




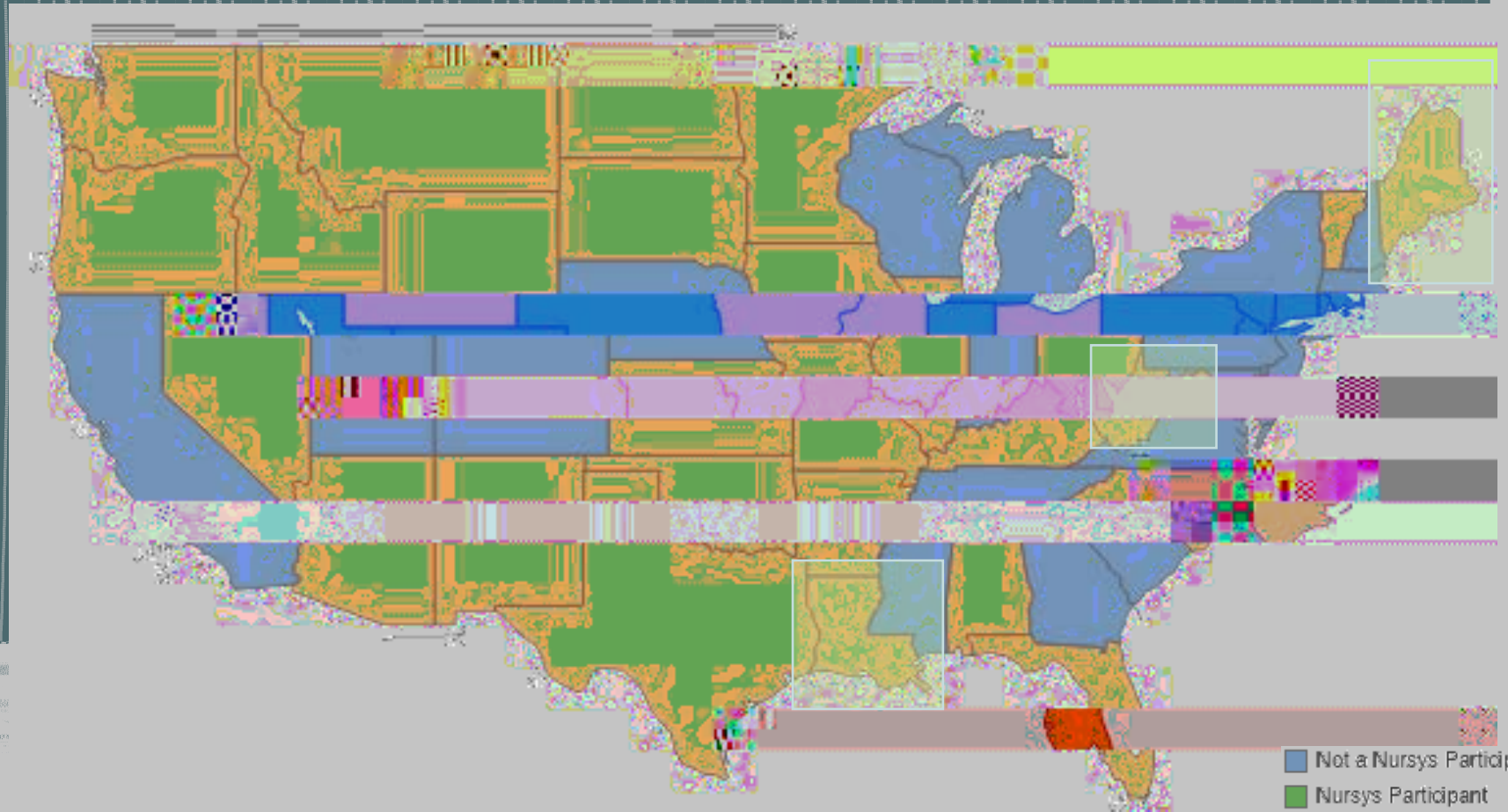


# Objec i e



# Methodology

## Design:



# Methodolog

Da a Collec ion:

S r e Anal i :

Di cipline Anal i :





# Demographic

! S R R : "#\$%&

!  
!  
!



Respondent Characteristic	Total
Age (Mean)	49.9 (11.9)
Sex	
1035 (85.4%)	Female
177 (14.6%)	Male
<b>Race</b>	

Respondent Characteristics	Total
<b>Top 5 Clinical Practice Areas</b>	
Primary Care	215 (19.7%)
Anesthesia	167 (15.3%)
Emergency/Urgent Care	74 (6.8%)

45 (4.2%)	Acute/Critical Care (Adult)
<b>Primary Practice Setting</b>	
263 (24.2%)	Large hospital facility/system
178 (16.4%)	Community hospital
174 (16.0%)	Private practice (Physician-run)
111 (10.2%)	University-affiliated hospital facility/system
79 (7.3%)	Private practice (APRN-run)
39 (3.6%)	Long-term care
245 (22.5%)	Other

Geographic Setting	
397 (38.1%)	Rural
331 (31.8%)	Suburban
310 (29.9%)	Urban

on observed non-response Data Notes: Valid N for each item varies based on observed non-response; all proportions are reported based on item-level Valid N.

Medicine	56 (9.0%)
Neonatal	23 (2.5%)
Other	85 (9.1%)

each item varies based on observed non-response; all proportions are reported based on item-level Valid N. Standard deviation: CNP = Certified Nurse.

**Data Notes:** Valid N for each item varies based on observed non-response; all proportions are reported based on item-level Valid N.  
**Abbreviations:** SD = standard deviation; CNP = Certified Nurse.

# Collaborative Practice Agreements Deal



# Collaborative Practice Agreements Deal

**Establish**

**Maintain**



# COVID-19 Impact

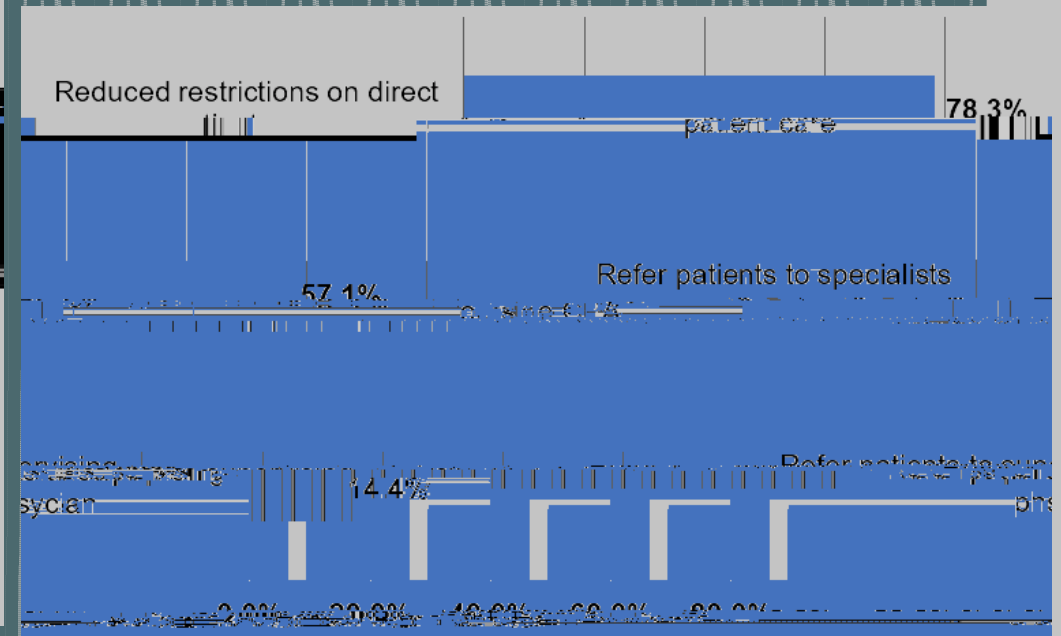


# COVID-19 Waiver Impact

" Before waiver



" After waiver

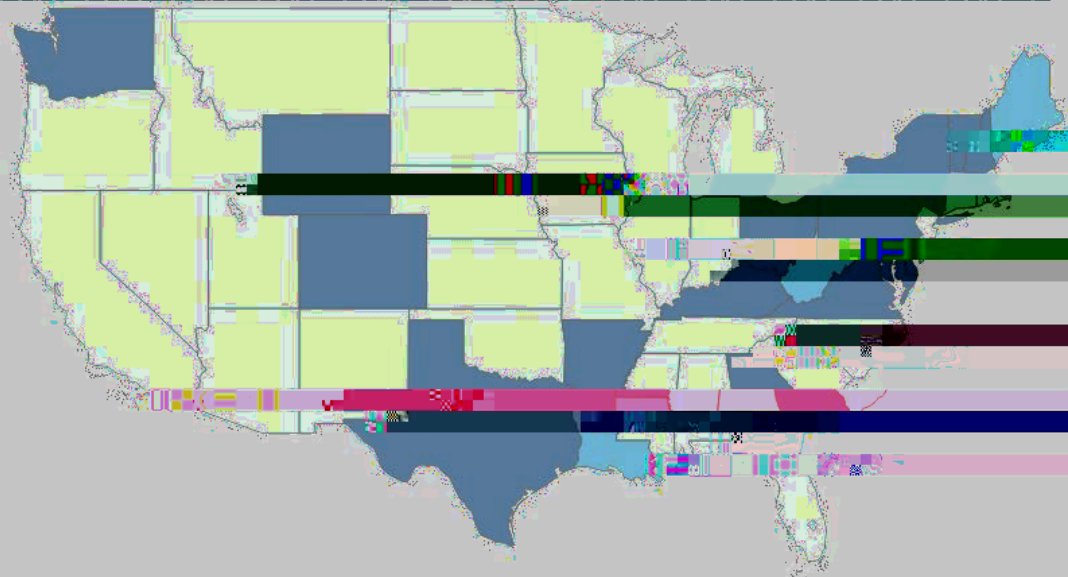


# COVID-19 Waiver Impact

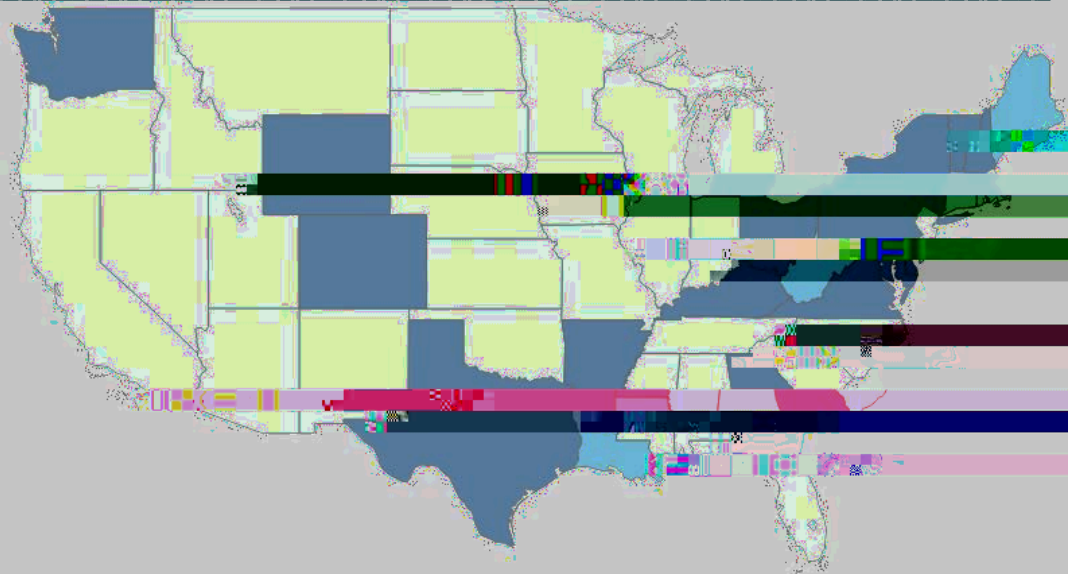
11

# Telehealth

!



# Telehealth







# Telehealth Barrier

Patient lacked access to needed technology (67%)

Patient lacked sufficient technology support (59%)

Patient apprehension (34%)

