



## Member Board Profile Terminology

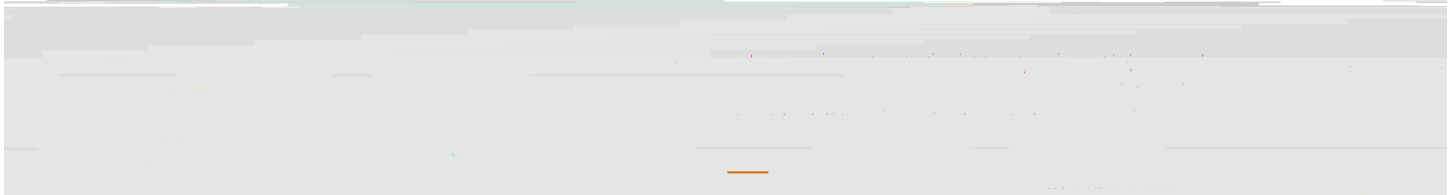
The following terms are used throughout all profiles:

***Board of Nursing:***

Includes any other terminology to refer to the regulatory authority (i.e. commission, examiners, registration, jurisdiction). When referring to board of nursing, the reference collectively includes Board Members, Executive Officer and Staff.

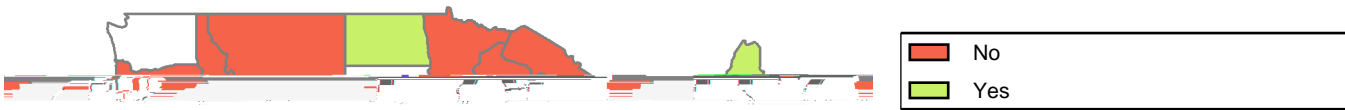

**Agency Type:**

35



Responses	Jurisdictions	Number of
-----------	---------------	-----------


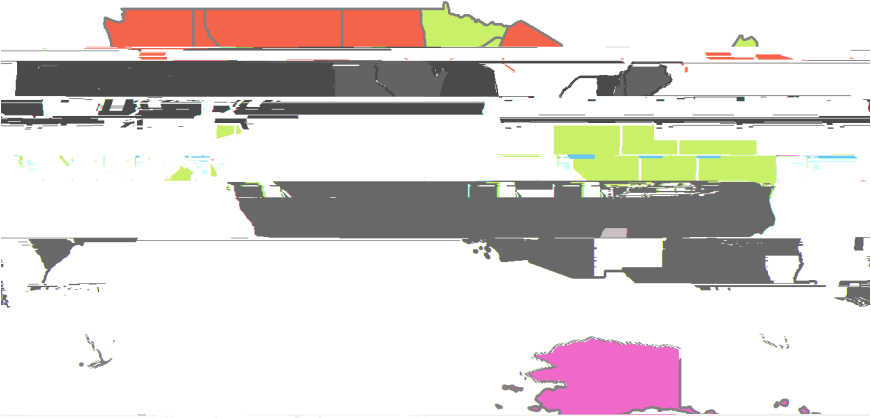


**recognized accrediting agency?**



\*PN BONs and US Territories are not displayed on the map. For detailed information, please see the text responses below.

Responses	Jurisdictions	Number of
-----------	---------------	-----------

Q2.


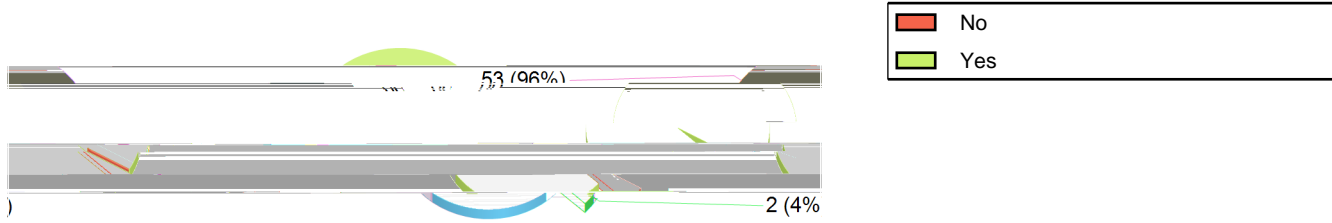


\*PN BONs and US Territories are not displayed on the map. For detailed information, please see the text responses below.

Responses	Jurisdictions	Number of Boards	Percentage of Boards Responding
No	AR, AZ, CA-RN, CA-VN, CNMI, FL, IA, ID, IL, IN, KS, KY, MA, MD, MI, MO, MT, NC, ND, NE, NJ, OH, OK, OR, PA, SC, SD, TN, TX, VT, WA, WV-PN, WV-RN, WY	34	62%
Yes	AK, AL, CO, CT, DC, DE, GA, GU, HI, LA-RN, ME, MN, NH, NM, NV, RI, UT, VA, VI, WI	20	36%
Does not apply	MS	1	2%

[Back To Table of Contents](#)

Q3. Is the Board of Nursing responsible for the approval of nursing educational programs?


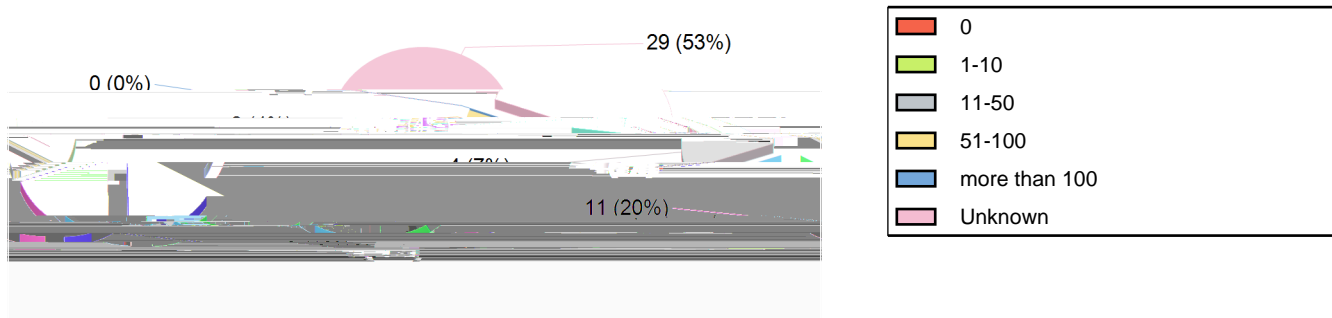


\*PN BONs and US Territories are not displayed on the map. For detailed information, please see the text responses below.

Responses	Jurisdictions	Number of Boards	Percentage of Boards Responding
No	MS, UT	2	4%
Yes	AK, AL, AR, AZ, CA-RN, CA-VN, CNMI, CO, CT, DC, DE, FL, GA, GU, HI, IA, ID, IL, IN, KS, KY, LA-RN, MA, MD, ME, MI, MN, MO, MT, NC, ND, NE, NH, NJ, NM, NV, OH, OK, OR, PA, RI, SC, SD, TN, TX, VA, VI, VT, WA, WI, WV-PN, WV-RN, WY	53	96%

Q4.

Q5.



\*PN BONs and US Territories are not displayed on the map. For detailed information, please see the text responses below.

Responses	Jurisdictions	Number of Boards	Percentage of Boards Responding
0	AK, CNMI, HI, NJ, SD, VI, VT, WA, WY	9	16%
1-10	AR, GU, IA, ID, LA-RN, ME, MT, ND, NH, NV, OR	11	20%
11-50	CT, NC, TN, TX	4	7%
51-100	AL, MI	2	4%
more than 100		0	0%
Unknown	AZ, CA-RN, CA-VN, CO, DC, DE, FL, GA, IL, IN, KS, KY, MA, MD, MN, MO, MS, NE, NM, OH, OK, PA, RI, SC, UT, VA, WI, WV-PN, WV-RN	29	53%

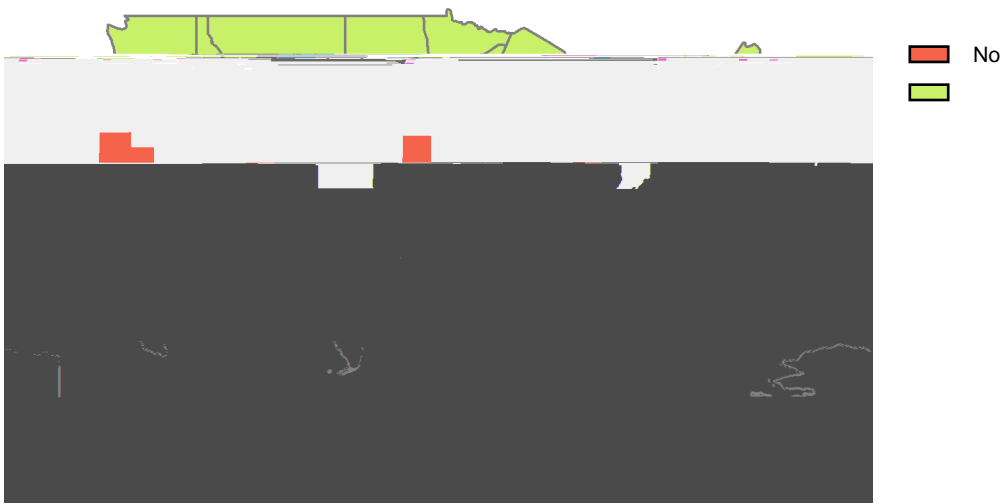


**Q6. If there are no supervised clinical experiences, at program's level of licensure, does the Board of Nursing approve any of the following programs? (Check all that apply)**

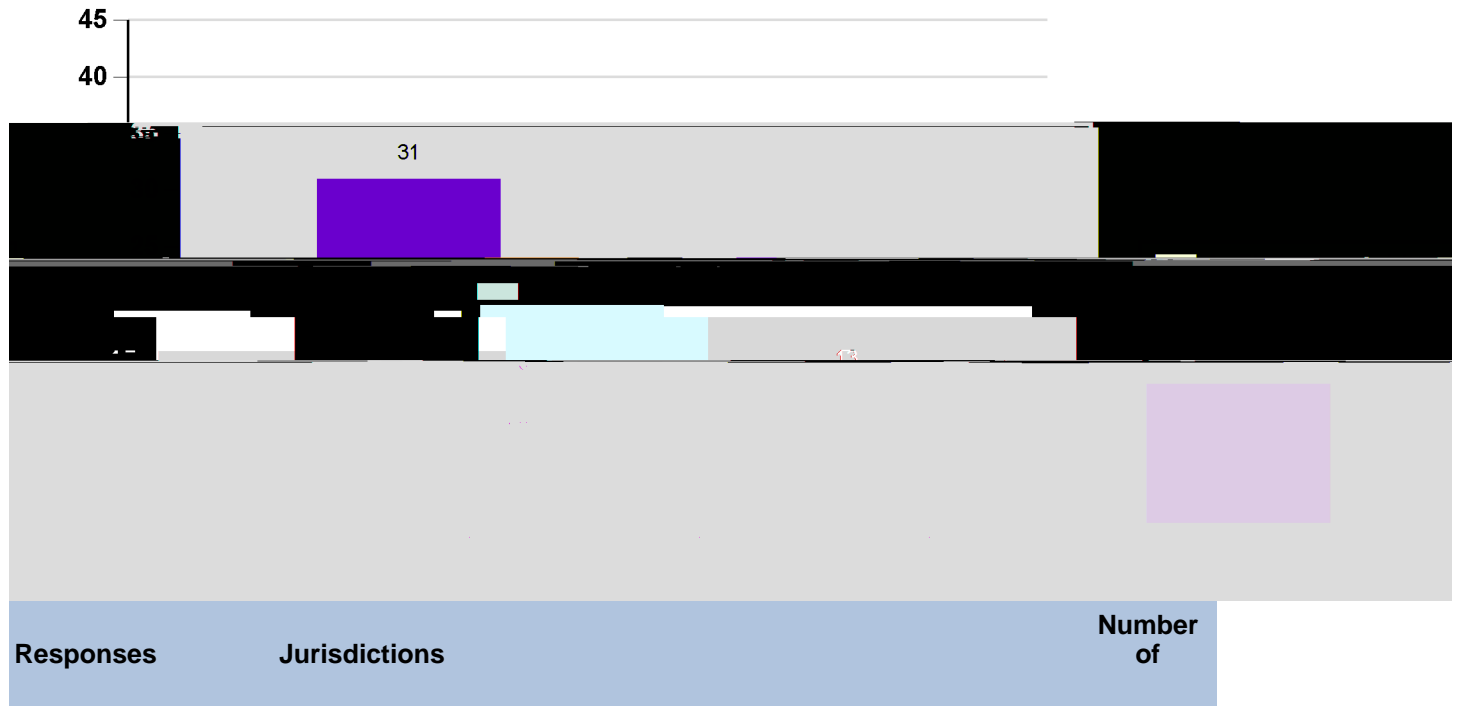


Responses	Jurisdictions	Number of Boards	Percentage of Boards Responding
PN	CA-VN, GU, IA, MA, MT, NC, ND, NJ, NV, SC	10	19%
Entry-level ADN	CT, GU, IA, MT, NC, ND, NJ, NV, SC	9	17%
Entry-level BSN	CT, GU, IA, MT, NC, ND, NJ, NV, SC	9	17%
RN to BSN	GU, HI, IA, NC, WY	5	9%
Graduate level nursing	GU, HI, IA, ND, TN, WY	5	9%
Do not approve educational programs	FL, NH, TX, VA, WI	5	9%
Do not approve PN programs	DC, MO, NM, WV-RN	4	8%
Do not approve ADN programs	DC, MO, NM	3	6%
Do not approve BSN programs	DC, MO, NM	3	6%
Do not approve RN to BSN programs	AR, DE, MA, MN, NE, OR, WV-RN	5	9%

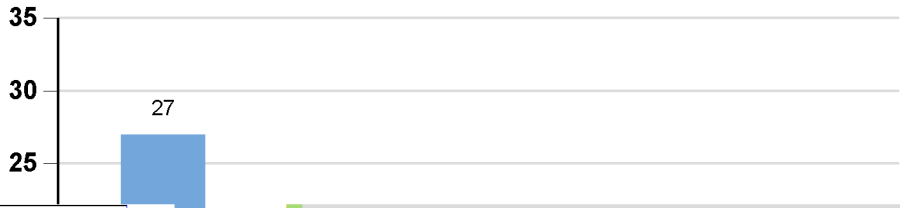
**Q7. Is a regular review of education programs required for ongoing program approval?**



Q8. What is the method of review?

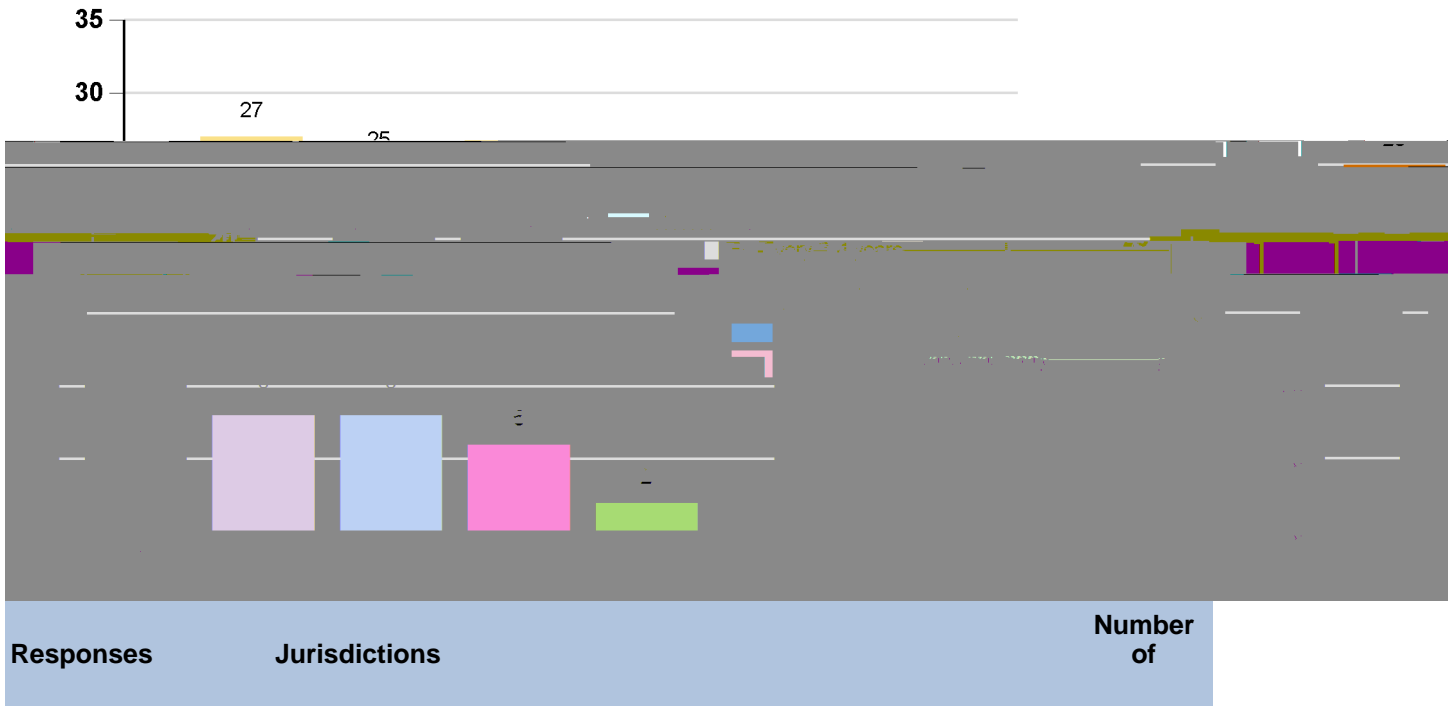


Q9. How often are regular site visits performed for a nationally accredited nursing educational program? (Check all that apply)



Responses	Jurisdictions	Number of Boards	Percentage of Boards Responding
Every 1-2 years	GU, NM, NV, VI	4	7%
Every 3-4 years	PA, WV-PN, WV-RN	3	5%
Every 5 or more years	AL, AR, CA-RN, CA-VN, CT, IA, MD, ME, MO, NC, ND, NE, NH, NJ, OH, TN, VA	17	31%
With accreditation schedule	AZ, DC, GA, IN, KS, MA, MD, MI, MN, MO, NH, NJ, RI, VA, VT, WY	16	29%
As needed	AL, AZ, CO, DC, DE, GA, ID, IL, KY, LA-RN, MA, MD, MN, MO, NC, ND, NH, NJ, NV, OK, OR, RI, SC, SD, VT, WA, WI	27	49%
No regular site visits	AK, HI, MT, TX	4	7%
Does not apply	CNMI, FL, MS, UT	4	7%

Q10. How often are regular site visits performed for a nursing educational program which is not nationally

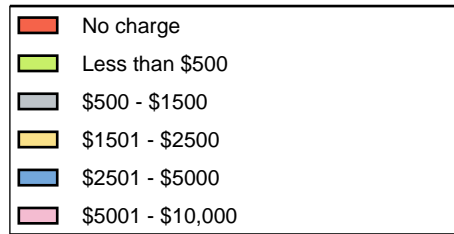
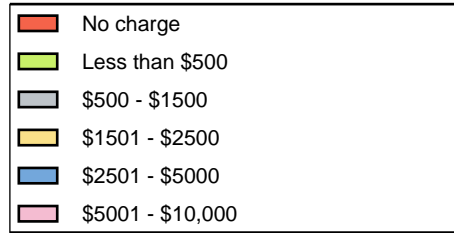


**Q11. Are fees charged during the educational program approval process? (Check all that apply)**



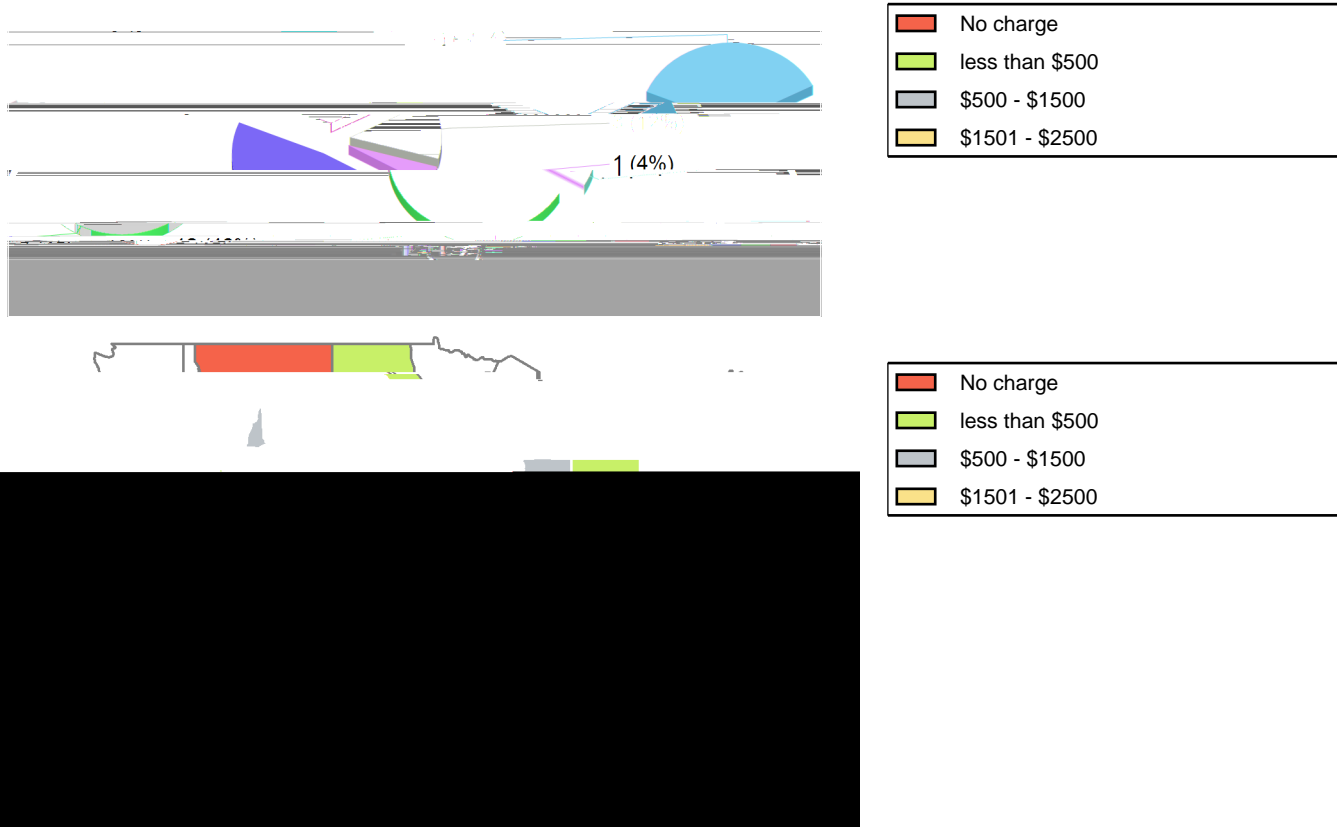
Responses	Jurisdictions	Number of Boards	Percentage of Boards Responding
Initial approval	AL, CA-RN, CNMI, DC, DE, FL, GA, GU, ID, KS, KY, MO, MT, ND, NH, NJ, NV, PA, TX, VA, VI, WV-PN, WV-RN	23	43%
Initial approval site visit	ID, KY, LA-RN, ND, NM, OK, VA	7	13%
Continuing/renewal approval	CA-RN, DC, KS, LA-RN, MO, ND, NH, NJ, VI	9	17%
Site visit	ID, KY, LA-RN, ND, NJ, OK, VA	7	13%

**Q12. What is the charge for the initial approval application?**



\*Pmf1BONs and US Territories are Wnot displayed onthe imap. For detailed informtion?, please see the itextre sponses below. Tj T\* ET Q

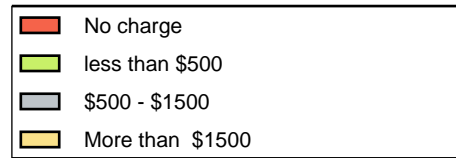
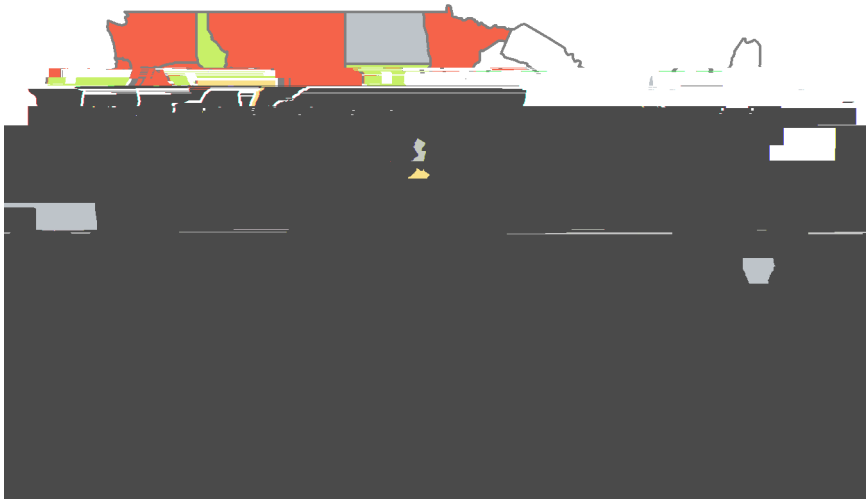
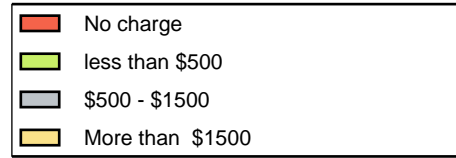
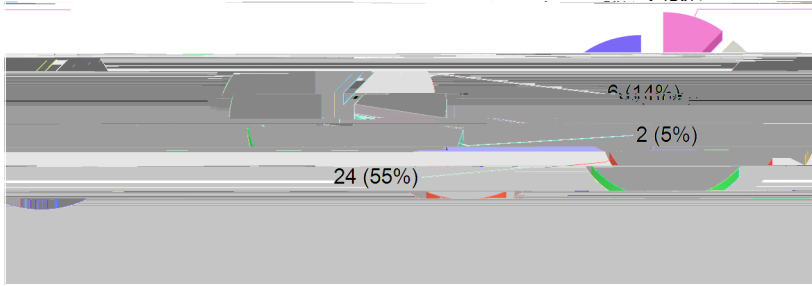
Q13. What is the charge for the continuing/renewal approval application?



\*PN BONs and US Territories are not displayed on the map. For detailed information, please see the text responses below.

Responses	Jurisdictions	Number of Boards	Percentage of Boards Responding
No charge	AL, CNMI, FL, GA, GU, MT, OK, PA, SD, TX, WV-PN, WY	12	46%
less than \$500	DE, KS, LA-RN, MO, ND, NJ, NV, VI, WV-RN	9	35%
\$500 - \$1500	CA-RN, DC, NH	3	12%
\$1501 - \$2500	VA	1	4%




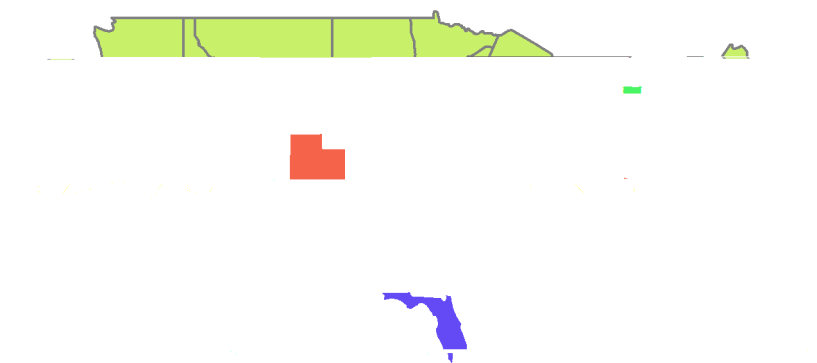


\*PN BONs and US Territories are not displayed on the map. For detailed information, please see the text responses below.

Responses	Jurisdictions	Number of Boards	Percentage of Boards Responding
No charge	AL, AZ, CO, DC, DE, GA, GU, IA, IL, KS, MA, MD, MN, MO, MT, NC, NM, OR, PA, TN, TX, WA, WV-PN, WV-RN	24	55%
less than \$500	ID, KY, NV, SD	4	9%
\$500 - \$1500	CNMI, LA-RN, ND, NH, NJ, OK	6	14%
More than \$1500	VA, WY	2	

[Back To Table of Contents](#)

approval?

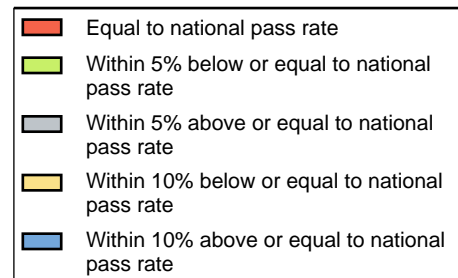

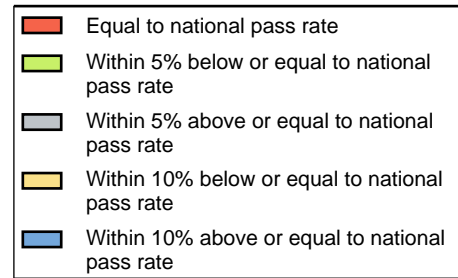


\*PN BONs and US Territories are not displayed on the map. For detailed information, please see the text responses below.

Responses	Jurisdictions	Number of Boards	Percentage of Boards Responding
No	CNMI, FL, KY, UT, VI, VT	6	11%
Yes	AK, AL, AR, AZ, CA-RN, CO, CT, DC, DE, GA, GU, HI, IA, ID, IL, IN, KS, LA-RN, MA, MD, ME, MI, MN, MO, MS, MT, NC, ND, NE, NH, NJ, NM, NV, OH, OK, OR, PA, RI, SC, TN, TX, VA, WA, WI, WV-PN, WV-RN, WY	47	89%



rate?



\*PN BONs and US Territories are not displayed on the map. For detailed information, please see the text responses below.

Responses	Jurisdictions	Number of Boards	Percentage of Boards Responding
Equal to national pass rate	CO, CT, GU, HI, MD, NE	6	40%
Within 5% below or equal to national pass rate	IA, OH, SC	3	20%
Within 5% above or equal to national pass rate		0	0%
Within 10% below or equal to national pass rate	MT, NC, OK	3	20%
Within 10% above or equal to national pass rate	CA-RN, NH, WV-PN	3	20%



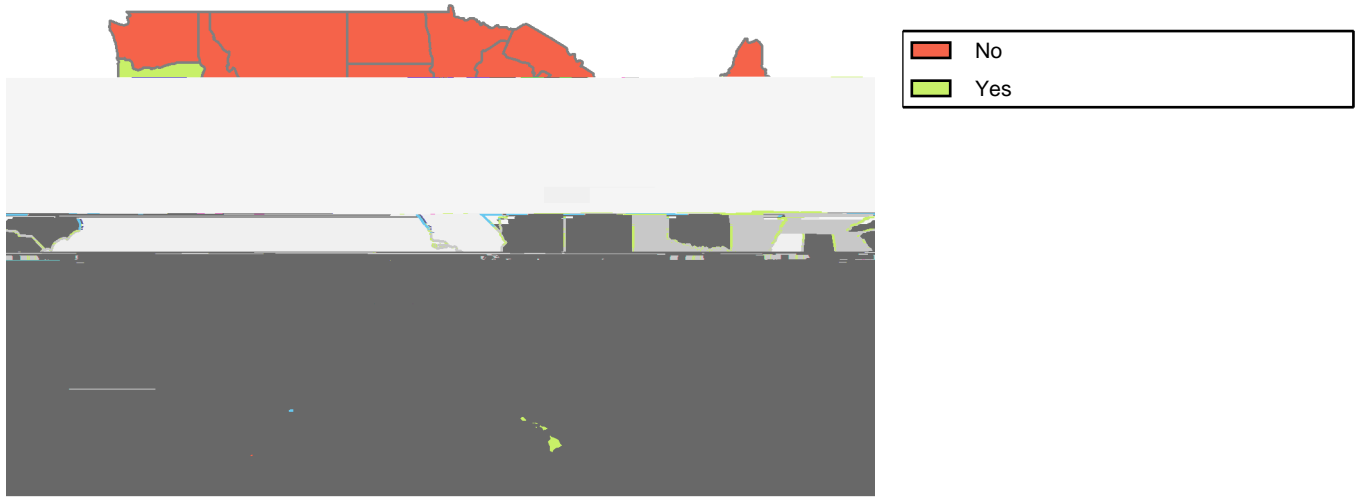

[Back To Table of Contents](#)

Q20.

Q21.



Q22. Has the Board of Nursing established a minimum number of hours/credits for theory courses for PN programs?



\*PN BONs and US Territories are not displayed on the map. For detailed information, please see the text responses below.


Responses	Jurisdictions	Number of Boards	Percentage of Boards Responding
No	AK, AL, AZ, DC, DE, FL, IA, ID, IL, IN, KS, KY, MD, ME, MI, MN, MO, MT, NC, ND, NE, NJ, NM, NV, OH, OK, RI, SC, SD, VA, WA, WI, WY	33	66%
Yes	AR, CA-VN, CNMI, CO, CT, GA, GU, HI, MA, NH, OR, PA, TN, TX, VI, VT, WV-PN	17	34%

**Q23. Do PN program curriculum guidelines/regulations include requirements for didactic teaching in the following specialty areas? (Check all that apply)**



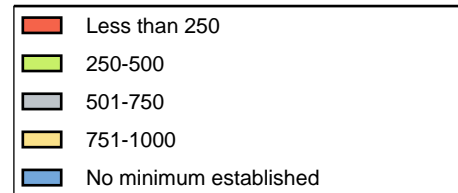
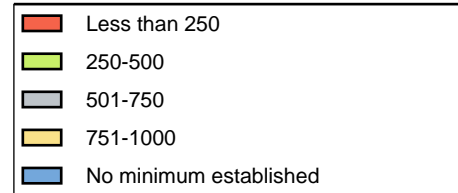

Responses	Jurisdictions	Number of Boards	Percentage of Boards Responding
Obstetrics	AK, AL, AR, AZ, CA-VN, CNMI, CO, CT, DE, FL, GA, GU, IA, IL, IN, MD, MN, MO, NH, NV, OK, PA, SD, TN, TX, VA, VI, VT, WA, WV-PN	30	60%
Adult health	AK, AL, AR, AZ, CNMI, CO, CT, DE, FL, GA, GU, IA, IL, IN, MD, MN, MO, NH, NV, OK, PA, SD, TN, TX, VA, VI, VT, WA, WV-PN	29	58%
Pediatrics	AK, AL, AR, AZ, CA-VN, CNMI, CO, DE, FL, GA, GU, IA, IL, IN, MD, MN, MO, NH, NV, OK, PA, SD, TN, TX, VA, VI, VT, WA, WV-PN	29	58%
Psychiatric/Mental health concepts	AK, AL, AR, CNMI, CO, CT, DE, FL, GA, GU, HI, IA, IL, MD, MN, MO, NH, NV, OK, PA, TN, TX, VA, VI, VT, WA, WV-PN		

Q24. Do PN program curriculum guidelines/regulations include requirements for clinical experience in the following specialty areas? (Check all that apply)



Responses	Jurisdictions	Number of Boards	Percentage of Boards Responding
Obstetrics	AL, AR, AZ, CA-VN, CNMI, CO, CT, DE, FL, GA, GU, IL, IN, MD, MN, MO, NH, NV, OK, PA, SD, TN, TX, VA, VI, VT, WV-PN	27	54%
Adult health			

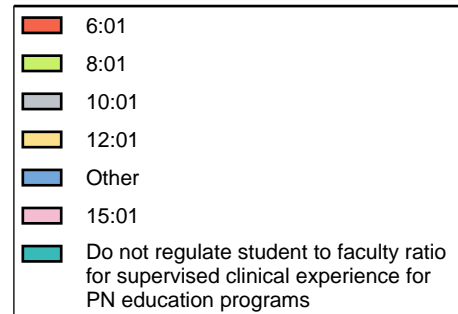
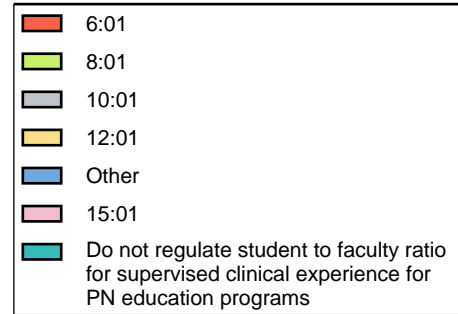
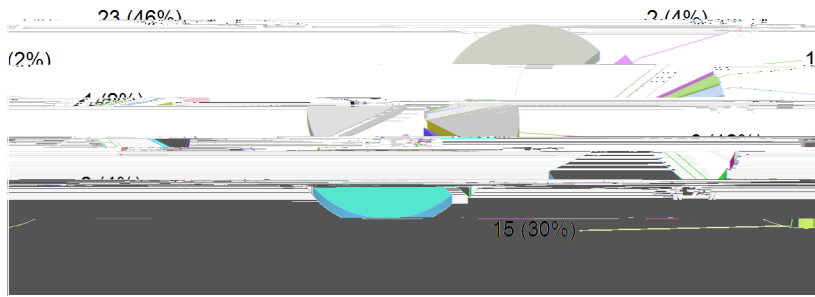
Q25.



\*PN BONs and US Territories are not displayed on the map. For detailed information, please see the text responses below.

Responses	Jurisdictions	Number of Boards	Percentage of Boards Responding
Less than 250	CA-VN, DE, HI, VI	4	8%
250-500	CO, GA, GU, OR, TN, VA, VT, WA	8	16%
501-750			


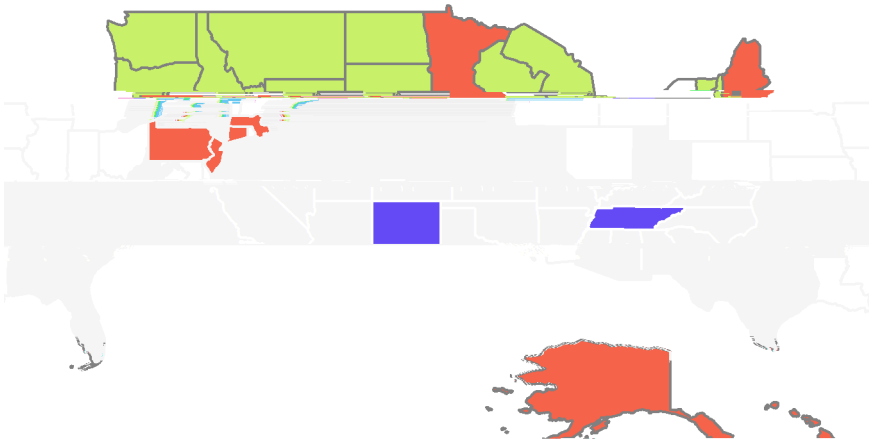

**Q26. What is the student to faculty ratio for supervised clinical experience for PN education programs?**



\*PN BONs and US Territories are not displayed on the map. For detailed information, please see the text responses below.

Responses	Jurisdictions	Number of Boards	Percentage of Boards Responding
6:01	CT, VI	2	4%
8:01	AL, AR, DE, IA, ME, MI, ND, NH, NM, NV, OR, RI, SC, SD, WY	15	30%
10:01	AK, AZ, CA-VN, CO, GA, GU, HI, ID, IL, IN, KS, KY, MA, MT, NC, NE, NJ, OH, TN, TX, VA, WA, WV-PN	23	46%
12:01	CNMI, FL	2	4%
Other	OK	1	2%
15:01	P 5 re6 T* ET Q q628.864 214.61 44.429 14.75 re W n BT /F4 9.9:		

Q27. Is the use of preceptors for providing supervision and/or education to PN students regulated by the Board of Nursing?

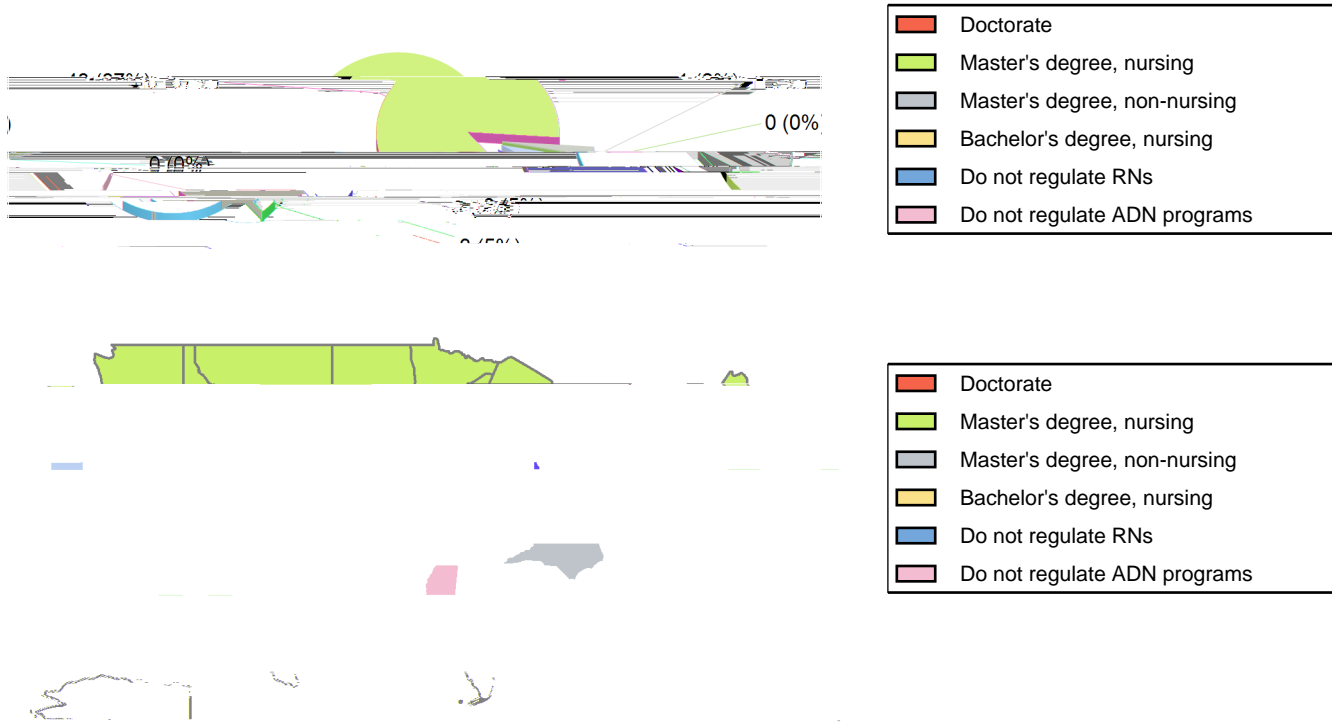


\*PN BONs and US Territories are not displayed on the map. For detailed information, please see the text responses below.

R518.416 8 T7F4 279



**Q29. What are the minimum educational qualifications for ADN program administrator?**

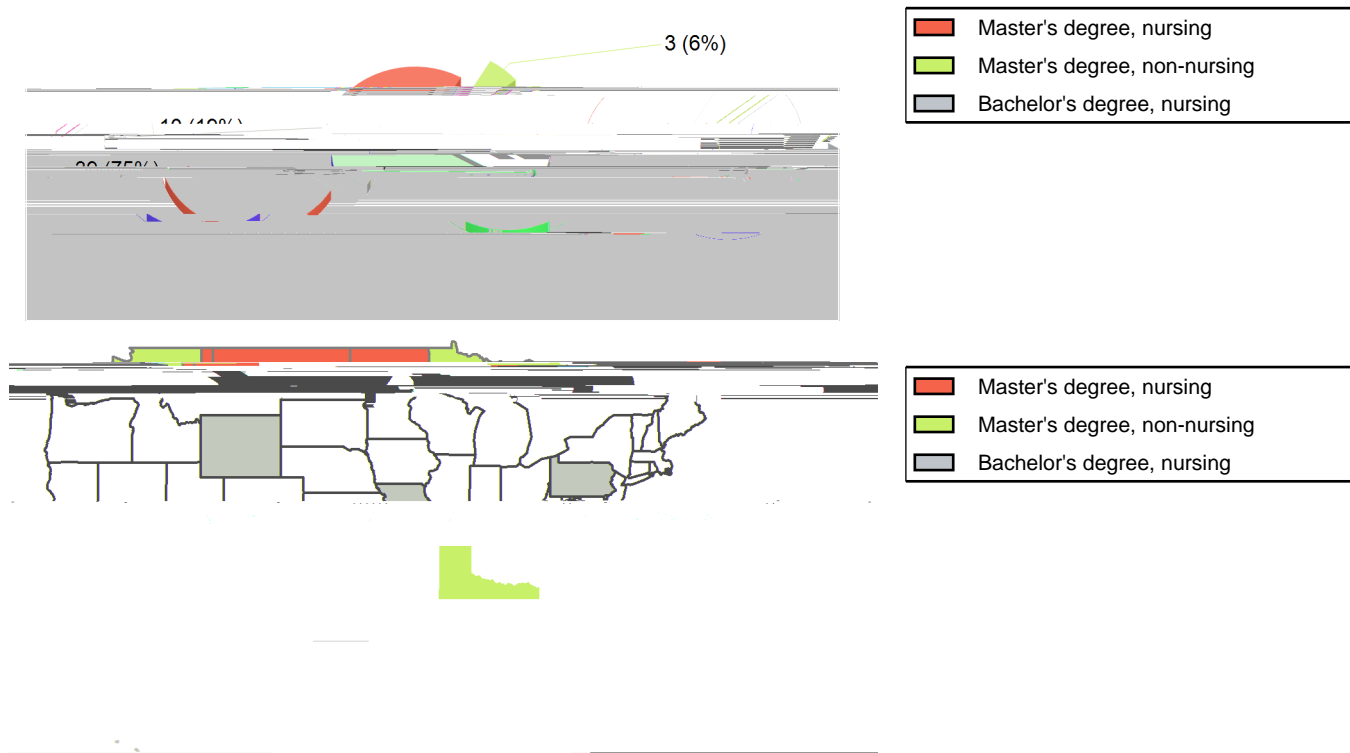


\*PN BONs and US Territories are not displayed on the map. For detailed information, please see the text responses below.

Responses	Jurisdictions	Number of Boards	Percentage of Boards Responding
Doctorate	DC, RI, VI	3	5%
Master's degree, nursing	AK, AL, AR, AZ, CA-RN, CA-VN, CNMI, CO, CT, DE, FL, GA, GU, HI, IA, ID, IL, IN, KS, KY, LA-RN, MA, MD, ME, MI, MN, MO, MT, ND, NE, NH, NJ, NM, NV, OH, OK, OR, PA, SC, SD, TN, TX, VA, VT, WA, WI, WV-RN, WY	48	87%
Master's degree, non-nursing	NC	1	2%
Bachelor's degree, nursing		0	0%
Do not regulate RNs		0	0%
Do not regulate ADN programs	MS, UT, WV-PN	3	5%

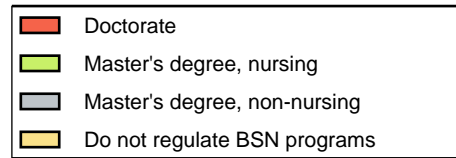

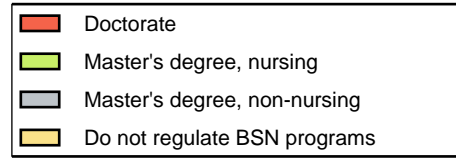



**Q30. What are the minimum educational qualifications for ADN program faculty?**



\*PN BONs and US Territories are not displayed on the map. For detailed information, please see the text responses below.

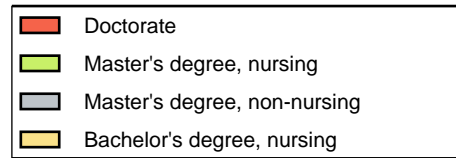
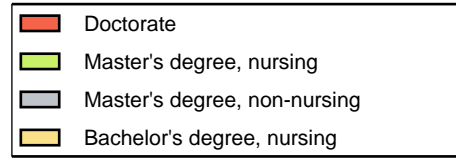

Responses	Jurisdictions	Number of Boards	Percentage of Boards Responding
Master's degree, nursing	AK, AL, AZ, CA-RN, CA-VN, CNMI, CO, CT, DC, DE, FL, GU, IA, ID, IL, IN, KS, KY, LA-RN, MA, MD, ME, MI, MT, ND, NE, NH, NJ, NV, OH, OR, RI, SC, SD, TN, VA, VT, WI, WV-RN	39	75%
Master's degree, non-nursing	MN, TX, WA	3	6%
Bachelor's degree, nursing	AR, GA, HI, MO, NC, NM, OK, PA, VI, WY	10	19%



\*PN BONs and US Territories are not displayed on the map. For detailed information, please see the text responses below.

Responses	Jurisdictions	Number of Boards	Percentage of Boards Responding
Doctorate	DC, DE, IA, LA-RN, ND, NJ, OH, OR, RI, SD, TX, VA, VI, WA, WY	15	27%
Master's degree, nursing	AK, AL, AR, AZ, CA-RN, CO, CT, FL, GA, GU, HI, ID, IL, IN, KS, MA, MD, ME, MI, MN, MO, MT, NE, NH, NM, NV, OK, PA, SC, TN, VT, WI, WV-RN	33	60%
Master's degree, non-nursing	NC	1	2%
Do not regulate BSN programs	CA-VN, CNMI, KY, MS, UT, WV-PN	6	11%


Q32. What are the minimum educational qualifications for BSN program faculty?



\*PN BONs and US Territories are not displayed on the map. For detailed information, please see the text responses below.

Responses	Jurisdictions	Number of Boards	Percentage of Boards Responding
Doctorate		0	0%
Master's degree, nursing	AK, AL, AR, AZ, CA-RN, CO, CT, DC, DE, FL, GU, IA, ID, IL, IN, KS, LA-RN, MA, MD, ME, MI, MO, MT, ND, NE, NH, NJ, NV, OH, OR, RI, SC, SD, TN, VA, VI, VT, WI, WV-RN	39	80%
Master's degree, non-nursing	MN, TX, WA	3	6%
Bachelor's degree, nursing	GA, HI, NC, NM, OK, PA, WY	7	14%

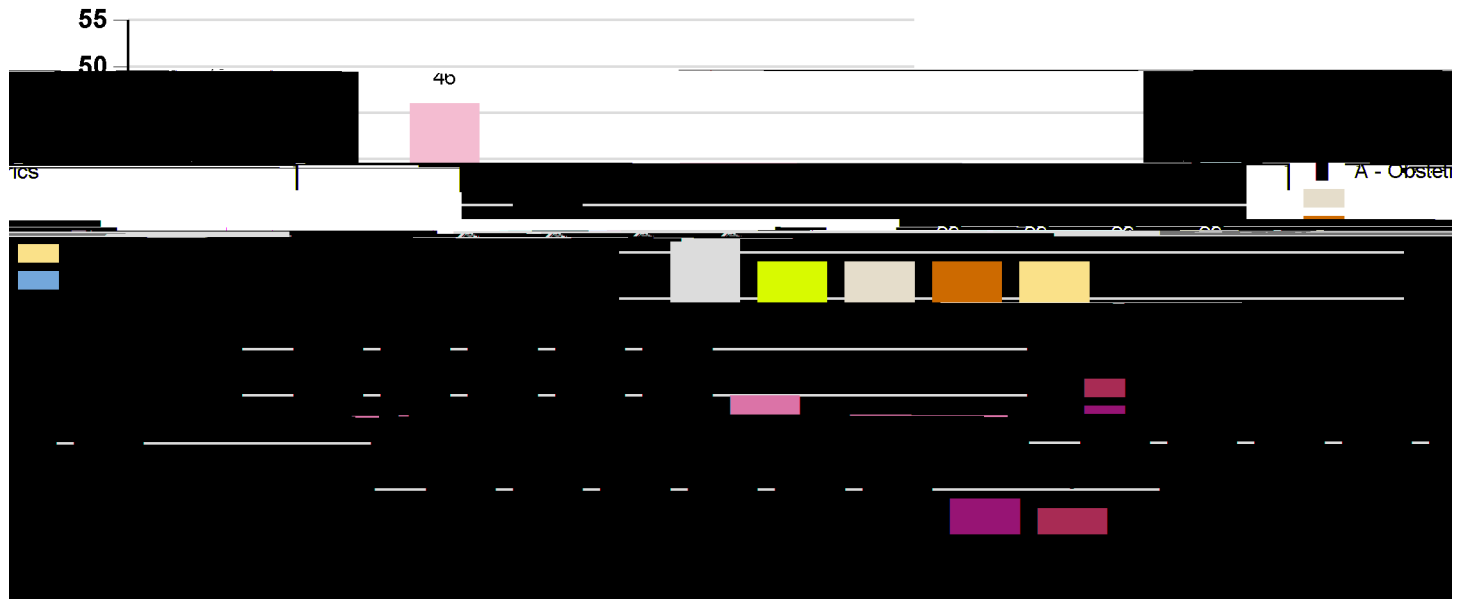
Q33.



\*PN BONs and US Territories are not displayed on the map. For detailed information, please see the text responses below.

Responses	Jurisdictions	Number of Boards	Percentage of Boards
-----------	---------------	------------------	----------------------

Q34.  
following specialty areas? (Check all that apply)



Responses





Q37. Do BSN program curriculum guidelines/regulations include requirements for supervised clinical experience in the following specialty areas? (Check all that apply)

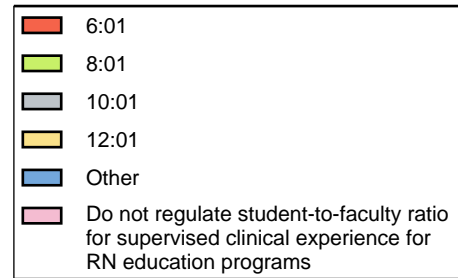
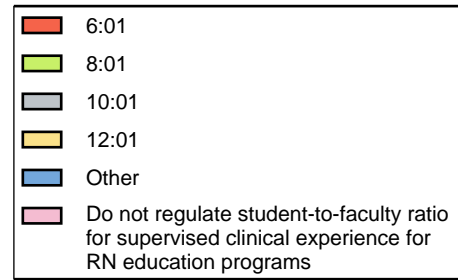
55



Responses	Jurisdictions	Number of Boards	Percentage of Boards Responding
Obstetrics	AL, AR, AZ, CA-RN, CO, CT, DC, DE, FL, GU, HI, IA, IL, IN, MD, ME, MI, MN, MO, NH, NV, OK, PA, RI, SD, TN, TX, VA, VI, VT, WA	31	62%
Adult health	AL, AR, AZ, CA-RN, CO, CT, DC, DE, FL, GU, HI, IA, IL, IN, MD, ME, MI, MN, MO, NH, NV, OK, PA, RI, SD, TN, TX, VA, VI, VT, WA	31	62%
Pediatrics	AL, AR, AZ, CA-RN, CO, CT, DC, DE, FL, GU, HI, IA, IL, IN, MD, ME, MI, MN, MO, NH, NV, OK, PA, RI, SD, TN, TX, VA, VI, VT, WA	31	62%
Psychiatric	AL, AR, AZ, CA-RN, CO, CT, DC, DE, FL, GU, HI, IA, IL, IN, MD, ME, MI, MN, MO, NH, NV, OK, PA, RI, SD, TN, TX, VA, VI, VT, WA	31	62%
Community health	AL, AR, AZ, CA-RN, CT, DC, DE, FL, GU, HI, IA, IL, IN, MD, ME, MI, MN, MO, NH, NV, PA, SD, TN, TX, VA, VI, WA	27	54%
Across the lifespan to achieve nursing education program objectives or outcomes	AK, AL, AR, CA-RN, CT, DE, FL, GA, GU, HI, IA, ID, IL, IN, KS, KY, LA-RN, MA, MD, ME, MI, MN, MO, MT, NC, ND, NE, NH, NJ, NM, NV, OH, OK, OR, PA, RI, SC, SD, TN, TX, VA, VI, VT, WA, WI, WV-RN, WY	47	94%



**Q38. What is the student to faculty ratio for supervised clinical experience for RN education programs?**


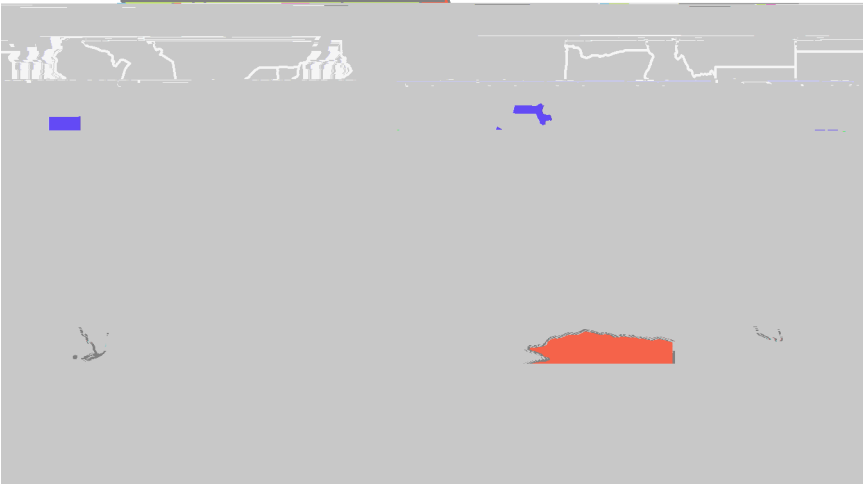



\*PN BONs and US Territories are not displayed on the map. For detailed information, please see the text responses below.

Responses	Jurisdictions	Number of Boards	Percentage of Boards Responding
6:01	VI	1	2%
8:01	AL, AR, DE, IA, ME, MI, ND, NH, NM, NV, OR, RI, SC, SD, WY	15	27%
10:01	AK, AZ, CA-RN, CNMI, CO, CT, GA, GU, HI, ID, IL, IN, KS, KY, LA-RN, MA, MT, NC, NE, NJ, OH, TX, VA, WA, WV-RN	25	45%
12:01	FL	1	2%
Other	OK, TN	2	4%
Do not regulate student-to-faculty ratio for supervised clinical experience for RN education programs			

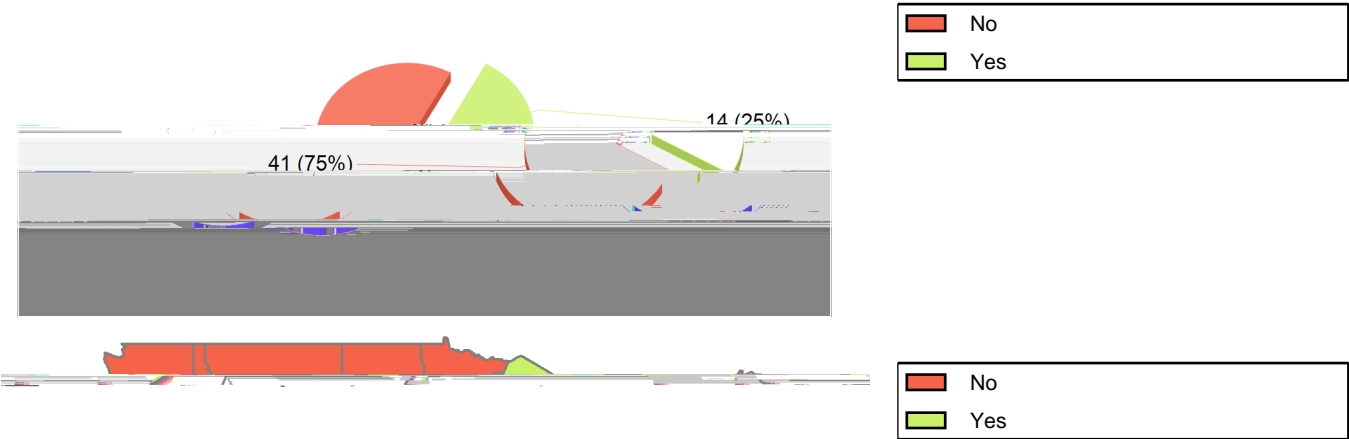


Q40. Is the use of preceptors for providing supervision and/or education to RN students regulated by the Board of Nursing?



\*PN BONs and US Territories are not displayed on the map. For detailed information, please see the text responses below.

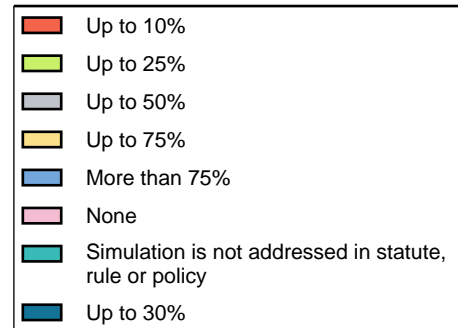
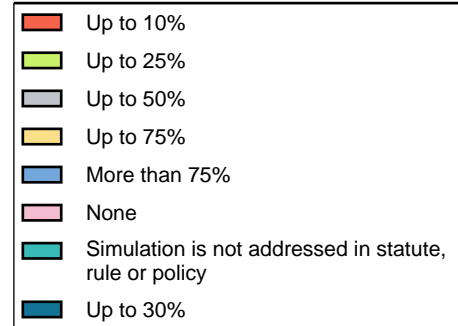
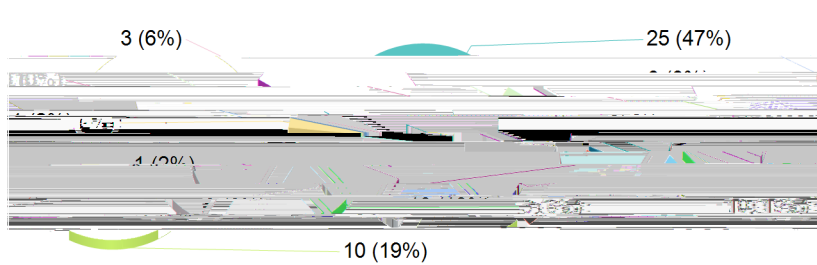
Responses	Jurisdictions	Number of Boards	Percentage of Boards Responding
No	AK, CA-VN, HI, MA, ME, MN, MS, NJ, NM, UT, WV-PN	11	20%
Yes	AL, AR, AZ, CA-RN, CNMI, CO, CT, DC, DE, FL, GA, GU, IA, ID, IL, IN, KS, KY, LA-RN, MD, MI, MO, MT, NC, ND, NE, NH, NV, OH, OK, OR, PA, RI, SC, SD, TN, TX, VA, VI, VT, WA, WI, WV-RN, WY	44	80%



\*PN BONs and US Territories are not displayed on the map. For detailed information, please see the text responses below.

Responses	Jurisdictions	Number of Boards	Percentage of Boards Responding
No	AL, AR, AZ, CA-VN, CO, CT, DC, HI, IA, ID, IN, KS, KY, MA, MD, ME, MN, MO, MS, MT, NC, ND, NE, NH, NJ, NM, NV, OH, OK, RI, SC, SD, TX, UT, VA, VI, VT, WA, WI, WV-PN, WY	41	75%
Yes	AK, CA-RN, CNMI, DE, FL, GA, GU, IL, LA-RN, MI, OR, PA, TN, WV-RN	14	25%

**Q42. What is the maximum amount of clinical hours that may be replaced by simulation hours?**

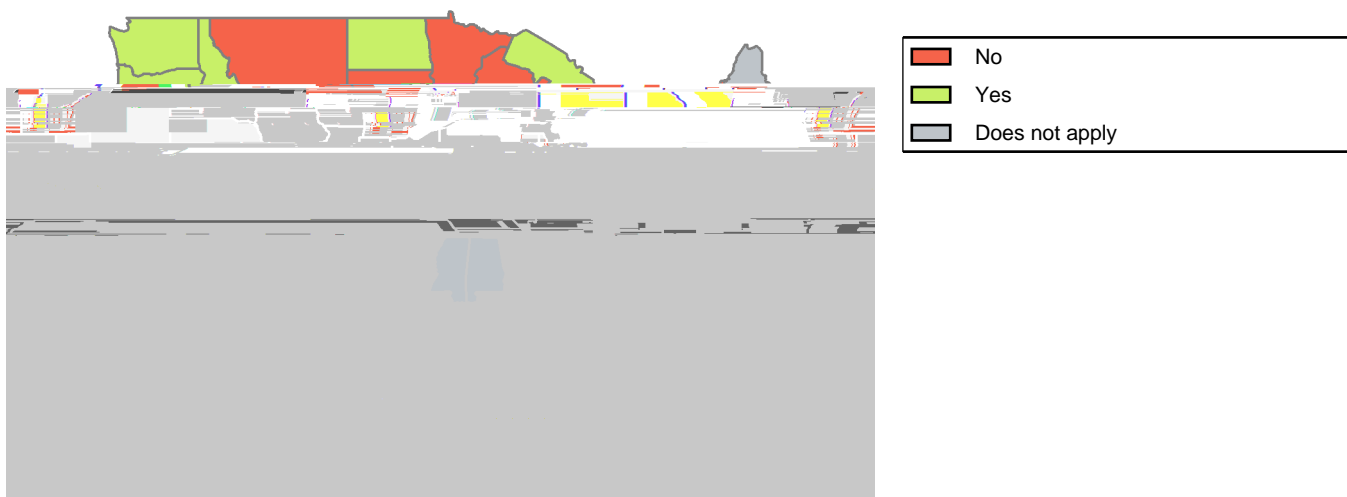
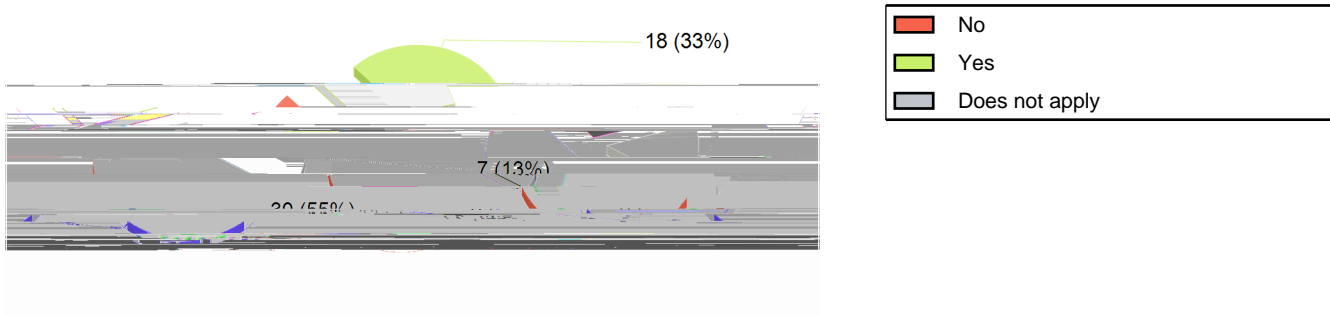


\*PN BONs and US Territories are not displayed on the map. For detailed information, please see the text responses below.

Responses	Jurisdictions	Number of Boards	Percentage of Boards Responding
Up to 10%	AL, CT, LA-RN	3	6%

[Back To Table of Contents](#)

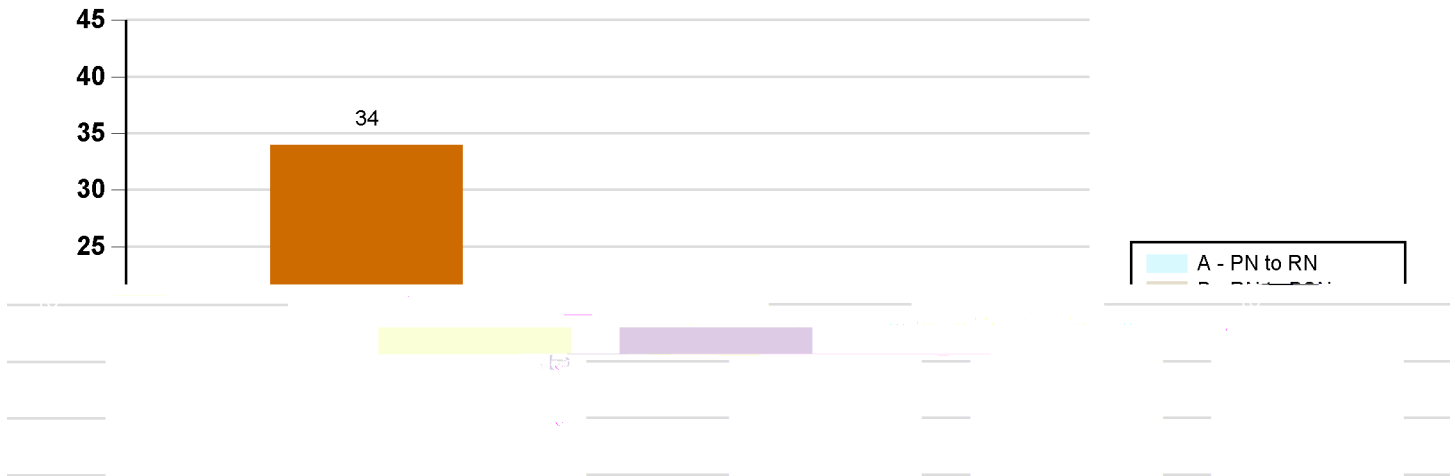
**Q43. Does the Board of Nursing require articulation between levels of nursing education?**



\*PN BONs and US Territories are not displayed on the map. For detailed information, please see the text responses below.

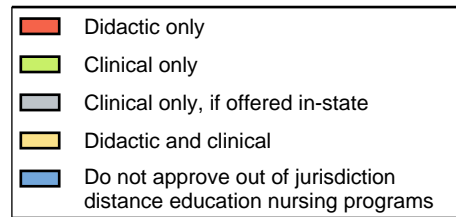
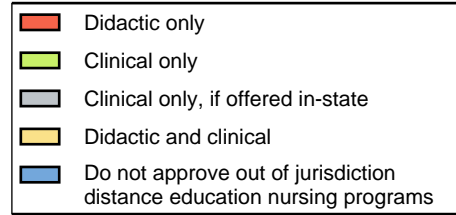
Responses	Jurisdictions	Number of Boards	Percentage of Boards Responding
No	AK, AR, CA-VN, DC, FL, GA, GU, HI, IA, IL, IN, KY, LA-RN, MA, MN, MT, NH, NJ, NM, NV, OH, OK, PA, SD, TN, VA, VI, WI, WV-PN, WV-RN	30	55%
Yes	AZ, CA-RN, CNMI, CO, CT, ID, KS, MD, MI, MO, NC, ND, OR, RI, SC, TX, VT, WA	18	33%
Does not apply	AL, DE, ME, MS, NE, UT, WY	7	13%

Q44. Does the Board of Nursing require articulation between the following levels? (Check all that apply).



Responses	Jurisdictions	Number of Boards	Percentage of Boards Responding
PN to RN	AZ, CNMI, CO, CT, GU, ID, KS, MD, MI, MO, ND, NJ, OR, SC, TX, VT, WA, WI	18	33%
RN to BSN	AZ, CNMI, CT, GU, ID, KS, LA-RN, MD, MO, NC, NJ, OR, RI, SC, TX, VT, WA, WI	18	33%
Does not apply	AK, AL, AR, CA-RN, CA-VN, DC, DE, FL, GA, HI, IA, IL, IN, KY, MA, ME, MN, MS, MT, NE, NH, NM, NV, OH, OK, PA, SD, TN, UT, VA, VI, WV-PN, WV-RN, WY	34	62%

Q45.

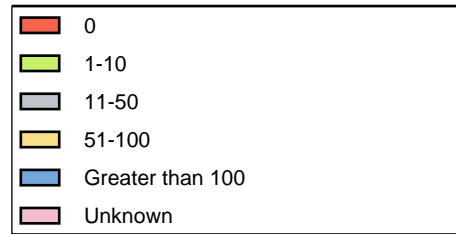
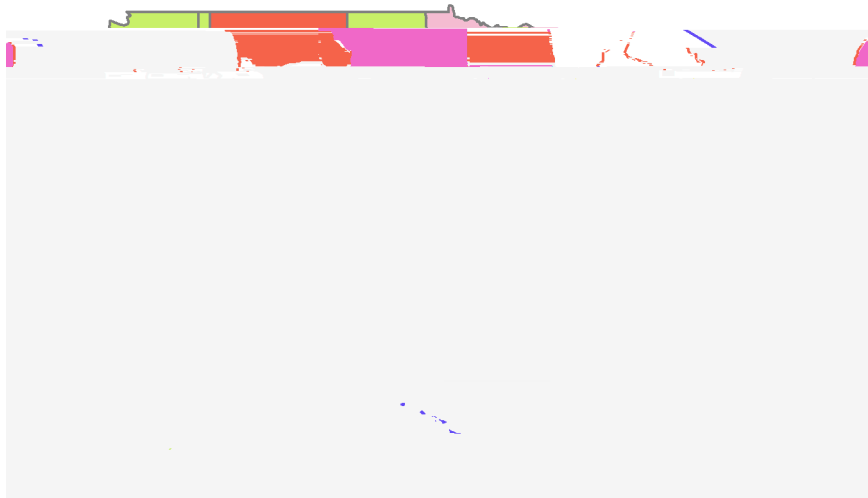
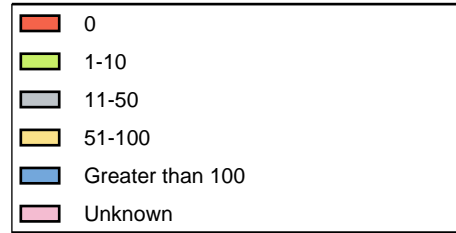


\*PN BONs and US Territories are not displayed on the map. For detailed information, please see the text responses below.

Responses		Number of Boards	Percentage of Boards Responding
Didactic only		0	



**Q46. How many complaints does the Board of Nursing receive each year related to out-of-jurisdiction distance**



\*PN BONs and US Territories are not displayed on the map. For detailed information, please see the text responses below.

