
Assistive Personnel MBP 2017

56 Jurisdictions Included in the report:

Alabama (AL)	Alaska (AK)	Arizona (AZ)	Arkansas (AR)	California-RN (CA-RN)
California-VN (CA-VN)	Colorado (CO)	Connecticut (CT)	Delaware (DE)	District of Columbia (DC)
Florida (FL)	Georgia (GA)	Guam (GU)	Hawaii (HI)	Idaho (ID)

Table of Contents

[1 . Terminology](#)

[2 . Agency Type](#)

[3 . Regulation of Assistive Personnel](#)

[4 . Reference to Delegation for Assistive Personnel in a Specific Statute/Regulation](#)

[5 . Approval of Assistive Personnel Training Programs](#)

[6 . Responsibility for Assistive Personnel Initial Competency Evaluation](#)

[7 . Administration of/Type of Assistive Personnel Initial Competency Examinations](#)

[8 . Registry of Assistive Personnel](#)

[9 . Disciplinary Action Authority/Registry of Disciplined](#)



Member Board Profile Terminology

The following terms are used throughout all profiles:

Board of Nursing

Includes any other terminology to refer to the regulatory authority (i.e. commission, examiners, registration, jurisdiction). When referring to board of nursing, the reference collectively includes Board Members, Executive Officer and Staff

Jurisdiction

generally to the board of nursing in a particular jurisdiction

Board Staff

Executive Officer

to that authorized person (i.e. Executive Director)


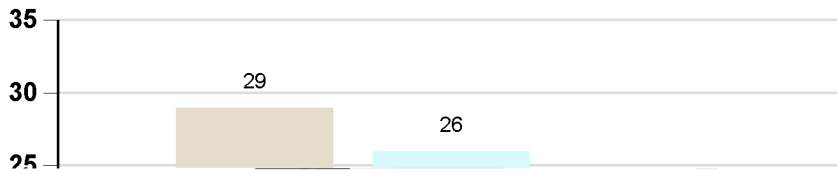
Board Member

Practical Nurse or PN: licensed practical or vocational nurse (LPN/LVN)

Assistive Personnel

Regulation

examination of competence or enforcement of adherence to statute and rules




Responses	Jurisdictions	Number of Boards	Percentage of Boards Responding
Independent agency within state government	AL, AR, AZ, CNMI, IA, ID, KS, KY, LA-RN, MD, ME, MN, MO, MS, ND, NM, NV, OH, OK, OR, RI, SD, TX, WV-PN, WV-RN, WY	26	46%
Board within an umbrella state agency	AK, CA-RN, CA-VN, CO, CT, DC, DE, FL, GA, GU, HI, IL, IN, MA, MI, MT, NE, NH, NJ, NY, PA, SC, TN, UT, VA, VI, VT, WA, WI	29	52%
Independent agency outside state government	NC	1	2%

(Check all that apply)

25

23

A - Nursing assistant/aide




Responses	Jurisdictions	Number of Boards	Percentage of Boards Responding
Nursing assistant/aide	AZ, CO, DC, FL, MD, NC, NH, OK, OR, SD, VA, VT, WA	13	24%
Medication aide	AR, AZ, CO, DC, ID, IL, MD, MT, NC, ND, NM, NV, OH, OR, SD, TN, UT, VA	18	33%
Medical nursing assistant (MNA)	NH, VT	2	4%
Licensed nursing assistant medication certified (LNA-MC)		0	0%
CNA without medication assistant endorsement	AK, AZ, CNMI, FL, GU, MD, NV, VI, WA, WY	10	18%
CNA with medication assistant endorsement	MD, WA, WY	3	5%
CNA with home health aide course completion	VI, WY	2	4%
Peritoneal dialysis assistant/technician	MD	1	2%
Hemodialysis assistant/technician	CNMI, KY, MD, MS, ND, NM, OH, SD, WV-RN	9	16%

Surgical technician	ND	1	2%
Medical assistant	ND	1	2%
Community health worker	OH	1	2%
Do not regulate assistive personnel	AL, CA-RN, CT, DE, GA, HI, IA, IN, KS, LA-RN, MA, ME, MI, MN,		

personnel? (Check all that apply)

21



Responses	Jurisdictions	Number of Boards	Percentage of Responding
Nursing assistant/aide	AZ, CNMI, CO, DC, FL, GU, ID, KY, MD, NC, ND, NH, NJ, OK, OR, TN, VA, VT, WA		56%
Medication aide	AR, AZ, CO, DC, DE, ID, IL, KY, MD, NC, ND, TN, VA, VT, WA		47%
Medical nursing assistant (MNA)	KY, NH, VT	3	9%
Licensed nursing assistant medication certified (LNA-MC)	CNMI	2	6%
CNA without medication assistant endorsement	AK, AZ, FL, GU, KY, ND, NV, WA, WY		
CNA with medication assistant endorsement	KY, MD, ND, WA, WY		
CNA with home health aide course completion	KY, ND, NJ, WY		
Peritoneal dialysis assistant/technician	ID, KY, MD, ND		
Hemodialysis assistant/technician	ID, KY, MT		
Home health aide feeding	DC		
Psychiatric aide/technician			
Surgical aide/technician			

Reference to Delegation for Assistive Personnel in a Specific Statute/Regulation 4.2



Medical assistant	ID, KY, ND, WA	4	12%
Community health worker	KY, OH, OR	3	9%
None of the above	CT, MT, VI	3	9%



Approval of Assistive Personnel Training Programs 5.2


Medical assistant		0	0%
Community health worker	OH	1	3%
None of the above	AK, CT, MS, ND	4	12%

16

13

- A - Nursing assistant/aide
- B - Medication aide
- C - Medical nursing assistant (MNA)

10



Responses	Jurisdictions	Number of Boards	Percentage of Boards Responding
Nursing assistant/aide	AZ, DC, FL, MD, NH, OK, OR, VA, VT, WA	10	29%
Medication aide	AR, AZ, DC, ID, IL, MD, MT, NM, OH, OR, SD, TN, VA	13	38%
Medical nursing assistant (MNA)	NH, VT	2	

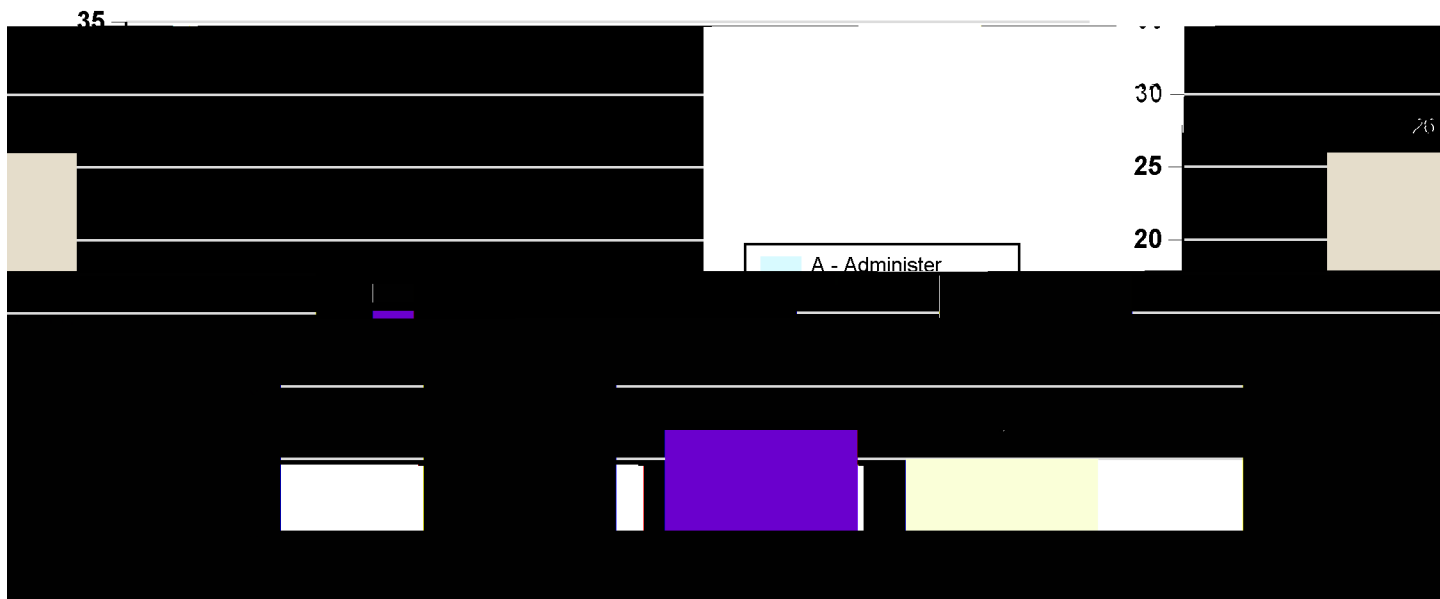
Medical assistant		0	0%
Community health worker	OH	1	3%
None of the above	CNMI, CT, DE, NC, ND, UT, WY	7	21%



Administration of/Type of Assistive Personnel Initial Competency Examinations 7.1

[Back To Table of Contents](#)

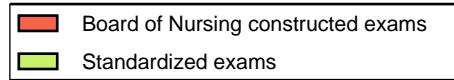
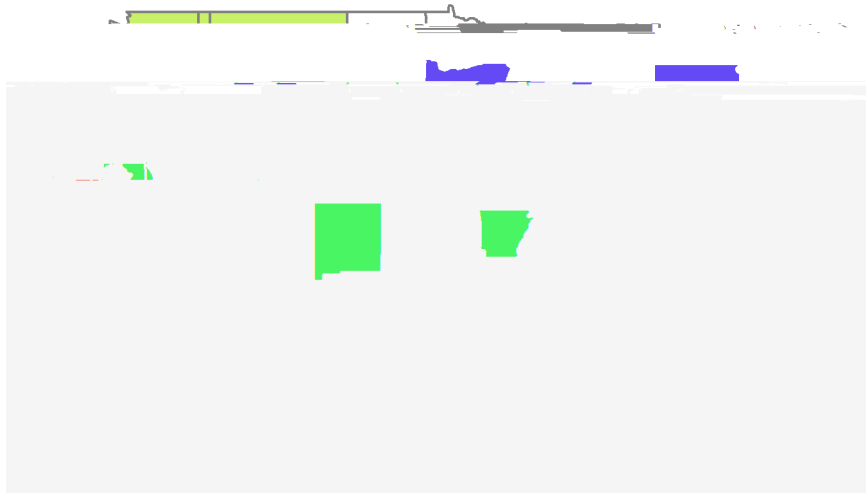
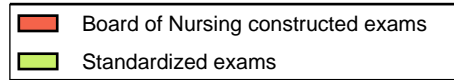

(Check all that apply)



Responses	Jurisdictions	Number of Boards	Percentage of Boards Responding
Administer	CO, GU, NM, SD, VI	5	14%
Outsource	AK, AR, AZ, CNMI, CO, DC, DE, FL, ID, IL, KS, MD, MS, MT, NH, NV, OH, OK, OR, TN, UT, VA, VT, WA, WV-RN, WY	26	70%
Does not apply	AL, CT, KY, ME, NC, ND, NJ	7	19%




examinations?



*PN BONs and US Territories are not displayed on the map. For detailed information, please see the text responses below.



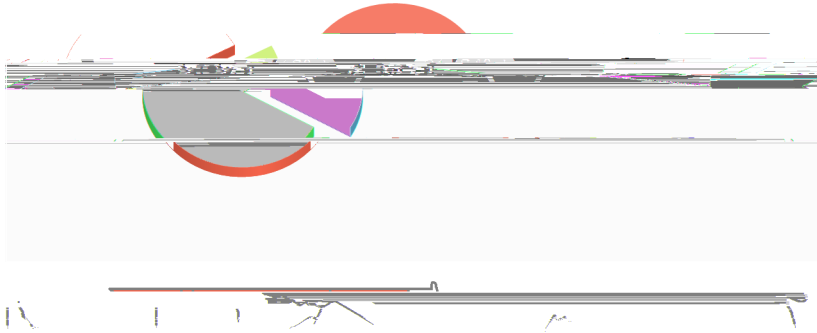
Responses	Jurisdictions	Number of Boards	Percentage of Boards Responding
Board of Nursing constructed exams	AR, DE, MD, NM, OR, SD	6	20%
Standardized exams	AK, AZ, CNMI, CO, DC, FL, GU, ID, IL, KS, MS, MT, NH, NV, OH, OK, TN, UT, VA, VI, VT, WA, WV-RN, WY	24	80%




*PN BONs and US Territories are not displayed on the map. For detailed information, please see the text responses below.

Responses	Jurisdictions	Number of Boards	Percentage of Boards Responding
No	AK, AL, AR, AZ, CNMI, CO, CT, DE, ID, KS, ME, MS, MT, NC, N99.		

agencies?



[Back To Table of Contents](#)


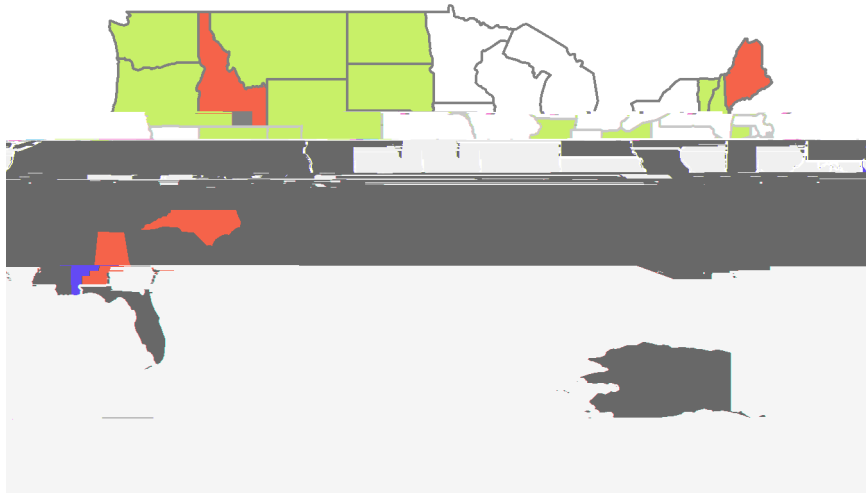


*PN BONs and US Territories are not displayed on the map. For detailed information, please see the text responses below.

Responses	Jurisdictions	Number of Boards	Percentage of Boards Responding
No	AL, DE, ID, KY, ME, NC, WA	7	19%
Yes	AK, AR, AZ, CNMI, CO, CT, DC, FL, GU, IL, KS, MD, MS, MT, ND, NH, NJ, NM, NV, OH, OK, OR, SD, TN, UT, VA, VI, VT, WV-RN, WY	30	81%

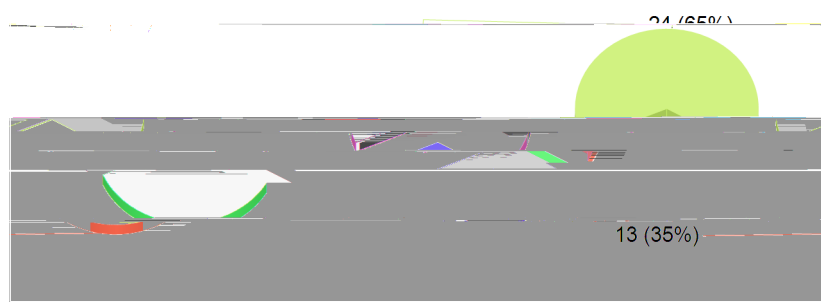


Disciplinary Action Authority/Registry of Disciplined 9.2



*PN BONs and US Territories are not displayed on the map. For detailed information, please see the text responses below.

Responses	Jurisdictions	Number of Boards	Percentage of Boards Responding
No	AL, DC, DE, ID, ME, NC	6	16%
Yes	AK, AR, AZ, CNMI, CO, CT, FL, GU, IL, KS, KY, MD, MS, MT, ND, NH, NJ, NM, NV, OH, OK, OR, SD, TN, UT, VA, VI, VT, WA, WV, RN, WY	31	84%



*PN BONs and US Territories are not displayed on the map. For detailed information, please see the text responses below.

Responses	Jurisdictions	Number of Boards	Percentage of Boards Responding
No	AL, AR, CNMI, DE, ID, MD, ME, MT, NC, ND, OK, TN, UT	13	35%
Yes			