

57 Jurisdictions Included in the report:

Table of Contents

[1 . Terminology](#)





Member Board Profile Terminology

The following terms are used throughout all profiles:

Board of Nursing

Includes any other terminology to refer to the regulatory authority (i.e. commission, examiners, registration,

Officer and Staff

Jurisdiction:

generally to the board of nursing in a particular jurisdiction

Board Staff:

Executive Officer:

to that authorized person (i.e. Executive Director

Board Member:

Practical Nurse or PN:

Role:

Title:

Approval:

purposes of this document the term used will be approval


Agency Type:



Responses


Jurisdictions

Number
of
BoaF3 9.



Responses

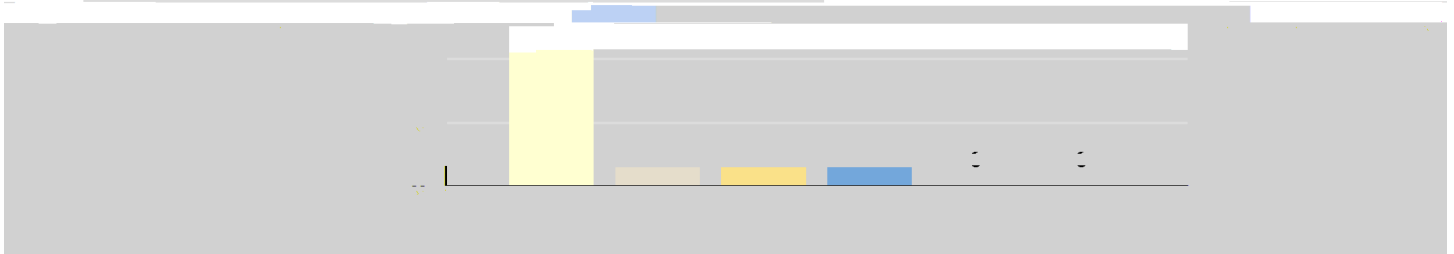

Jurisdictions



| Responses | Jurisdictions | Number of Boards | Responses |
|-----------|---------------|------------------|-----------|
| | | | |

? (Check all that apply)



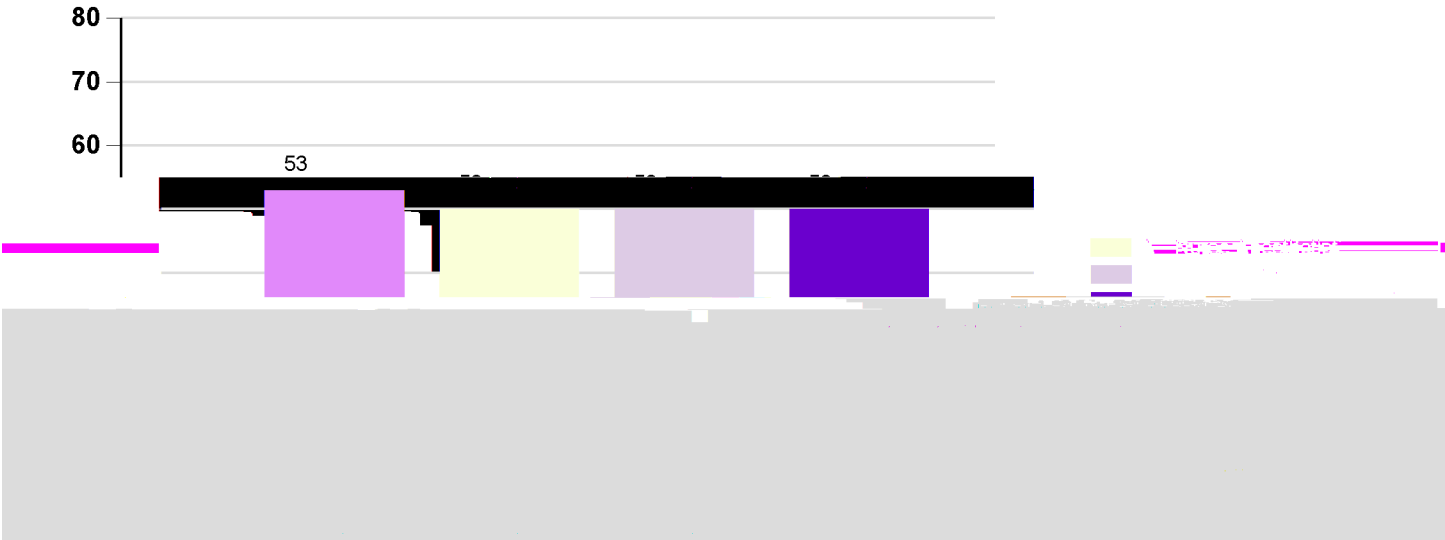


| Responses | Jurisdictions | Number of Boards | Percentage of Boards Responding |
|-------------------------------------|--|------------------|---------------------------------|
| Board of Nursing | AK, AL, AR, AZ, CA-RN, CNMI, CO, CT, DC, DE, FL, GA, GU, HI, IA, ID, IL, IN, KS, KY, LA-RN, MA, MD, ME, MI, MN, MO, MS, MT, NC, ND, NE-APRN, NH, NJ, NM, NV, OH, OK, OR, PA, RI, SC, SD, TN, TX, UT, VA, VI, VT, WA, WI, WV-RN, WY | 53 | 98% |
| Board of Medicine/Medical Examiners | AL, NC, VA | 3 | 6% |
| Board of Pharmacy | | 0 | 0% |
| Advanced Practice Nursing Board | NE, NE-APRN, RI | 3 | 6% |
| Department/Board of Health | CT, FL, MI | 3 | 6% |
| Umbrella Board or | | | |



[Back To Table of Contents](#)

apply)


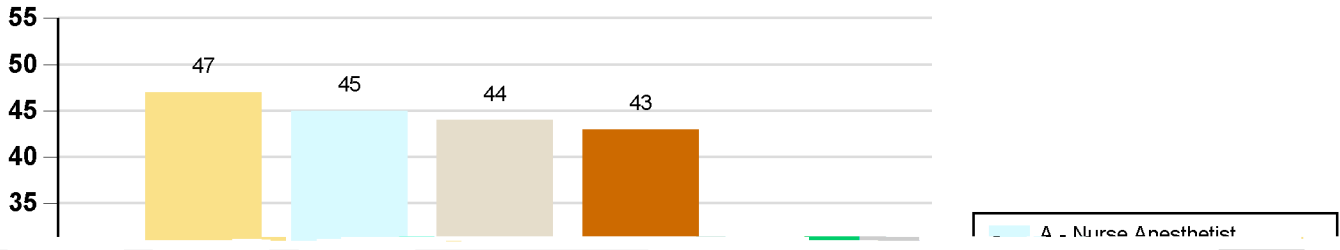


| Responses | Jurisdictions | Number of Boards | Percentage of Boards Responding |
|---------------------------|--|------------------|---------------------------------|
| Nurse Anesthetist | AK, AL, AR, AZ, CA-RN, CNMI, CO, CT, DC, DE, FL, GA, GU, HI, IA, ID, IL, KS, KY, LA-RN, MA, MD, ME, MI, MN, MO, MS, MT, NC, ND, NE, NE-APRN, NH, NJ, NM, NV, OH, OK, OR, RI, SD, TN, TX, UT, VA, VI, VT, WA, WV-RN, WY | 50 | 93% |
| Nurse Midwife | AK, AL, AR, AZ, CA-RN, CNMI, CO, CT, DC, DE, FL, GA, GU, HI, IA, ID, IL, IN, KS, KY, LA-RN, MA, MD, ME, MI, MN, MO, MS, MT, NC, ND, NE, NE-APRN, NH, NV, OH, OK, RI, SC, SD, TN, TX, UT, VA, VI, VT, WA, WI, WV-RN, WY | 50 | 93% |
| Clinical Nurse Specialist | AK, AL, AR, AZ, CA-RN, CNMI, CO, DC, DE, FL, GA, GU, HI, IA, ID, IL, IN, KS, KY, LA-RN, MA, MD, ME, MI, MN, MO, MT, NC, ND, NE, NE-APRN, NH, NJ, NM, NV, OH, OK, OR, RI, SC, SD, TN, TX, UT, VA, VI, VT, WA, WV-RN, WY | 50 | 93% |
| Nurse Practitioner | AK, AL, AR, AZ, CA-RN, CNMI, CO, CT, DC, DE, FL, GA, GU, HI, IA, ID, IL, IN, KS, KY, LA-RN, MA, MD, ME, MI, MN, MO, MS, MT, NC, ND, NE, NE-APRN, NH, NJ, NM, NV, OH, OK, OR, PA, RI, SC, SD, TN, TX, UT, VA, VI, VT, WA, WV-RN, WY | 53 | 98% |



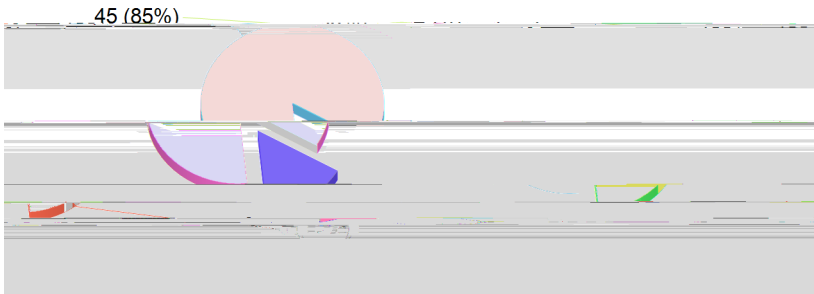
Licensure/Recognition/Endorsement of Advanced Practice Roles 4.2

that apply)



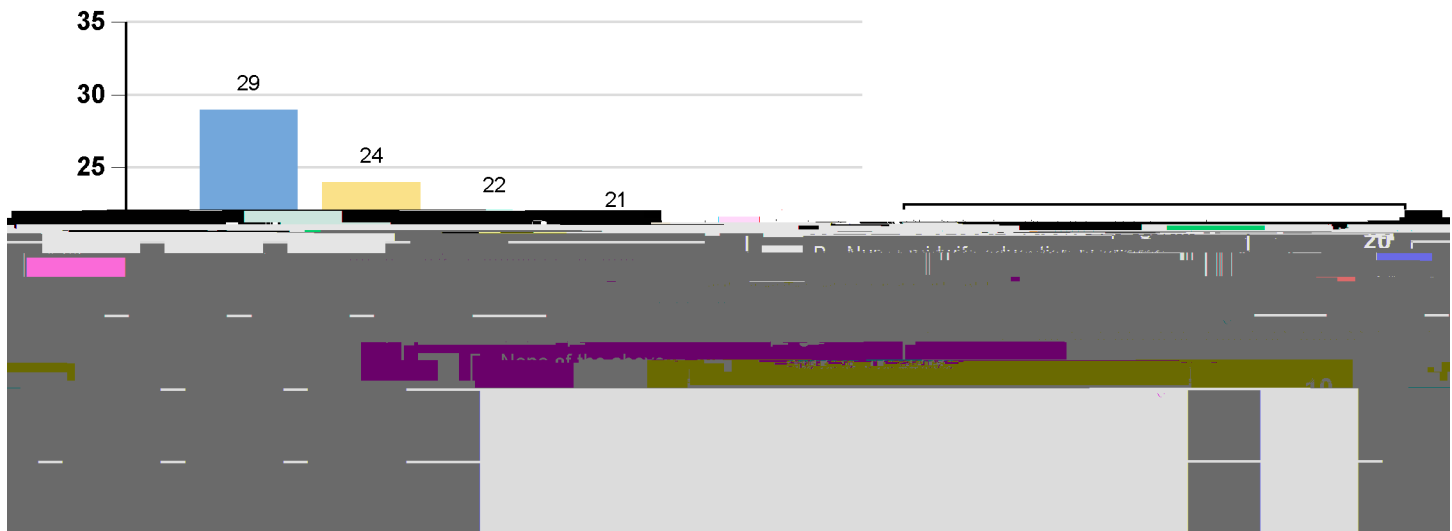
| Responses | Jurisdictions | Number of Boards | Percentage of Boards Responding |
|---------------------------|---|------------------|---------------------------------|
| Nurse Anesthetist | AK, AL, AR, AZ, CA-RN, CNMI, CO, CT, DC, DE, GU, HI, IA, IL, KS, KY, LA-RN, MA, MD, ME, MI, MO, MS, MT, NC, ND, NE, NJ, NM, NV, OH, OK, OR, RI, SC, SD, TN, TX, UT, VA, VI, VT, WA, WV-RN, WY | 45 | 83% |
| Nurse Midwife | AK, AL, AR, AZ, CA-RN, CNMI, CO, CT, DC, DE, GU, HI, IA, IL, IN, KS, KY, LA-RN, MA, MD, ME, MI, MO, MS, MT, NC, ND, NE, NV, OH, OK, RI, SC, SD, TN, TX, UT, VA, VI, VT, WA, WI, WV-RN, WY | 44 | 81% |
| Clinical Nurse Specialist | AK, AL, AR, AZ, CA-RN, CNMI, CO, DC, DE, GU, HI, IA, IL, IN, KS, KY, LA-RN, MA, MD, ME, MI, MO, MT, NC, ND, NE, NJ, NM, NV, OH, OK, OR, RI, SC, SD, TN, TX, UT, VI, VT, WA, WV-RN, WY | 43 | 80% |
| Nurse Practitioner | AK, AL, AR, AZ, CA-RN, CNMI, CO, CT, DC, DE, GU, HI, IA, IL, IN, KS, KY, LA-RN, MA, MD, ME, MI, MO, MS, MT, NC, ND, NE, NJ, NM, NV, OH, OK, OR, PA, RI, SC, SD, TN, TX, UT, VA, VI, VT, WA, WV-RN, WY | 47 | 87% |
| None of the above | FL, GA, ID, MN, NE-APRN, NH | 6 | 11% |

apply)




[Back To Table of Contents](#)


that apply)



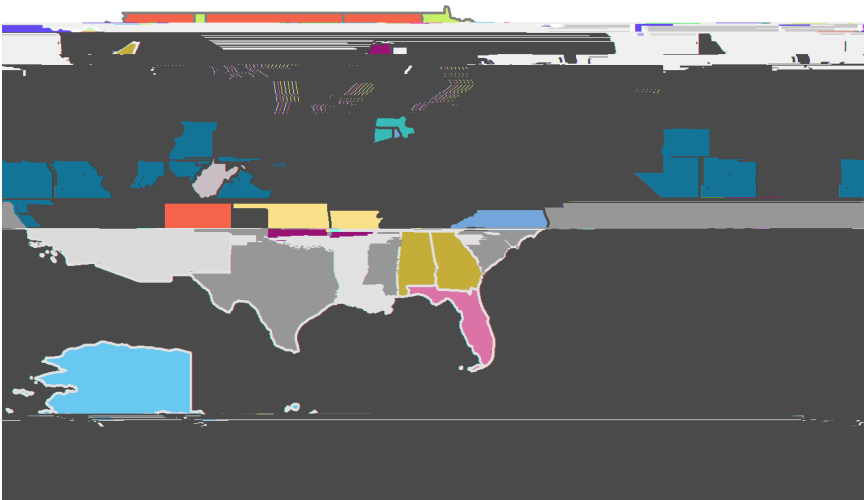
| Responses | Jurisdictions | Number of Boards | Percentage of Boards Responding |
|--|---|------------------|---------------------------------|
| Nurse anesthetist education programs | AK, AL, CNMI, DC, GU, HI, IA, ID, KS, KY, LA-RN, MN, ND, OK, OR, TN, VT, WA, WY | 19 | 36% |
| Nurse midwife education programs | AK, AL, AZ, CA-RN, CNMI, DC, GU, HI, IA, ID, KS, KY, LA-RN, MN, ND, OK, OR, SD, TN, VT, WA, WY | 22 | 42% |
| Clinical nurse specialist education programs | AK, AL, AZ, CNMI, DC, GU, HI, IA, ID, KS, KY, LA-RN, MN, ND, OK, OR, PA, TN, VT, WA, WY | 21 | 40% |
| Nurse practitioner education programs | AK, AL, AZ, CA-RN, CNMI, DC, GU, HI, IA, ID, KS, KY, LA-RN, MD, MN, ND, OK, OR, PA, SD, TN, VT, WA, WY | 24 | 45% |
| None of the above | AR, CO, CT, DE, FL, GA, IL, IN, MA, ME, MI, MO, MS, MT, NC, NE, NH, NJ, NM, NV, OH, RI, SC, TX, UT, VA, VI, WI, WV-RN | 29 | 55% |



| Responses | Jurisdictions | Number |
|-----------|---------------|--------|
|-----------|---------------|--------|



- Independent without restrictions
- Independent, but restricted to area of practice
- Restricted to formulary
- Restricted to formulary with physician supervision
- Restricted to protocol
- Restricted to practice agreement with, or delegation by, physician
- Restricted to practice agreement with, or delegation by, physician for a finite period of time
- Independent when privileged & credentialed by a facility, restricted to practice agreement with physician in other settings
- No authority to prescribe



- Independent without restrictions
- Independent, but restricted to area of practice
- Restricted to formulary
- Restricted to formulary with physician supervision
- Restricted to protocol
- Restricted to practice agreement with, or delegation by, physician
- Restricted to practice agreement with, or delegation by, physician for a finite period of time
- Independent when privileged & credentialed by a facility, restricted to practice agreement with physician in other settings
- No authority to prescribe

*PN BONs and US Territories are not displayed on the map. For detailed information, please see the text responses below.

Responses

Jurisdictions




Prescriptive Authority 9.2

| | | | |
|---|--|----|-----|
| Restricted to practice agreement with, or delegation by, physician | MI, MS, NJ, NV, SC, TN, TX | 7 | 13% |
| Restricted to practice agreement with, or delegation by, physician for a finite period of time | CT, MA | 2 | 4% |
| Independent when privileged & credentialed by a facility, restricted to practice agreement with physician in other settings | CA-RN, IL, MD, ME | 4 | 8% |
| No authority to prescribe | AL, GA, IN, KS, MO, OH, PA, SD, UT, VA, VI, WI | 12 | 23% |



- Independent without restrictions
- Independent, but restricted to area of practice
- Restricted to formulary
- Restricted to formulary with physician supervision
- Restricted to protocol
- Restricted to practice agreement with, or delegation by, physician
- Restricted to practice agreement with, or delegation by, physician for a finite period of time
- Independent when privileged & credentialed by a facility, restricted to practice agreement with physician in other settings
- No authority to prescribe

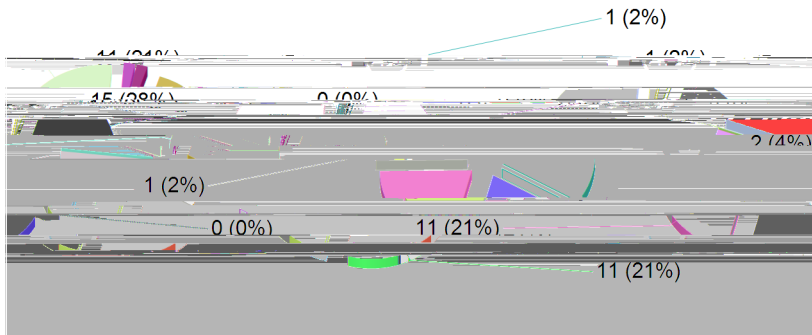


- Independent without restrictions
- Independent, but restricted to area of practice
- Restricted to formulary
- Restricted to formulary with physician supervision
- Restricted to protocol
- Restricted to practice agreement with, or delegation by, physician
- Restricted to practice agreement with, or delegation by, physician for a finite period of time
- Independent when privileged & credentialed by a facility, restricted to practice agreement with physician in other settings
- No authority to prescribe


*PN BONs and US Territories are not displayed on the map. For detailed information, please see the text responses below.

| Responses | Jurisdictions | Number of Boards | Percentage of Boards |
|-----------|---------------|------------------|----------------------|
|-----------|---------------|------------------|----------------------|

Restricted to practice
agreement with, or
delegation by,
physician for a finite
period of time



- Independent without restrictions
- Independent, but restricted to area of practice
- Restricted to formulary
- Restricted to formulary with physician supervision
- Restricted to protocol
- Restricted to practice agreement with, or delegation by, physician
- Restricted to practice agreement with, or delegation by, physician for a finite period of time
- Independent when privileged & credentialed by a facility, restricted to practice agreement with physician in other settings
- No authority to prescribe
- Not all CNS have prescriptive authority; those that do are restricted to a prescriptive practice agreement with a physician



- Independent without restrictions
- Independent, but restricted to area of practice
- Restricted to formulary
- Restricted to formulary with physician supervision
- Restricted to protocol
- Restricted to practice agreement with, or delegation by, physician
- Restricted to practice agreement with, or delegation by, physician for a finite period of time
- Independent when privileged & credentialed by a facility, restricted to practice agreement with physician in other settings
- No authority to prescribe
- Not all CNS have prescriptive authority; those that do are restricted to a prescriptive practice agreement with a physician

*PN BONs and US Territories are not displayed on the map. For detailed information, please see the text responses below.

| Responses | Jurisdictions | Number of Boards | Percentage of Boards Responding |
|---|--|------------------|---------------------------------|
| Independent without restrictions | DC, ID, MT, ND, NH, NM, OR, UT, VT, WA, WY | 11 | 21% |
| Independent, but restricted to area of practice | AK, CNMI, CO, DE, GU, HI, IA, KY, MN, NV, RI | 11 | 21% |
| Restricted to formulary | WV-RN | 1 | 2% |



Prescriptive Authority 9.6

| | | | |
|---|---|----|-----|
| Restricted to formulary with physician supervision | MA, OK | 2 | 4% |
| Restricted to protocol | | 0 | 0% |
| Restricted to practice agreement with, or delegation by, physician | AR, GA, IN, KS, LA-RN, MI, MO, NJ, OH, SC, TN | 11 | 21% |
| Restricted to practice agreement with, or delegation by, physician for a finite period of time | TX | 1 | 2% |
| Independent when privileged & credentialed by a facility, restricted to practice agreement with physician in other settings | IL | 1 | 2% |
| No authority to prescribe | AL, AZ, CA-RN, CT, FL, MD, ME, MS, NC, NE, PA, SD, VA, VI, WI | 15 | 28% |
| Not all CNS have prescriptive authority; those that do are restricted to a prescriptive practice agreement with a physician | | 0 | 0% |

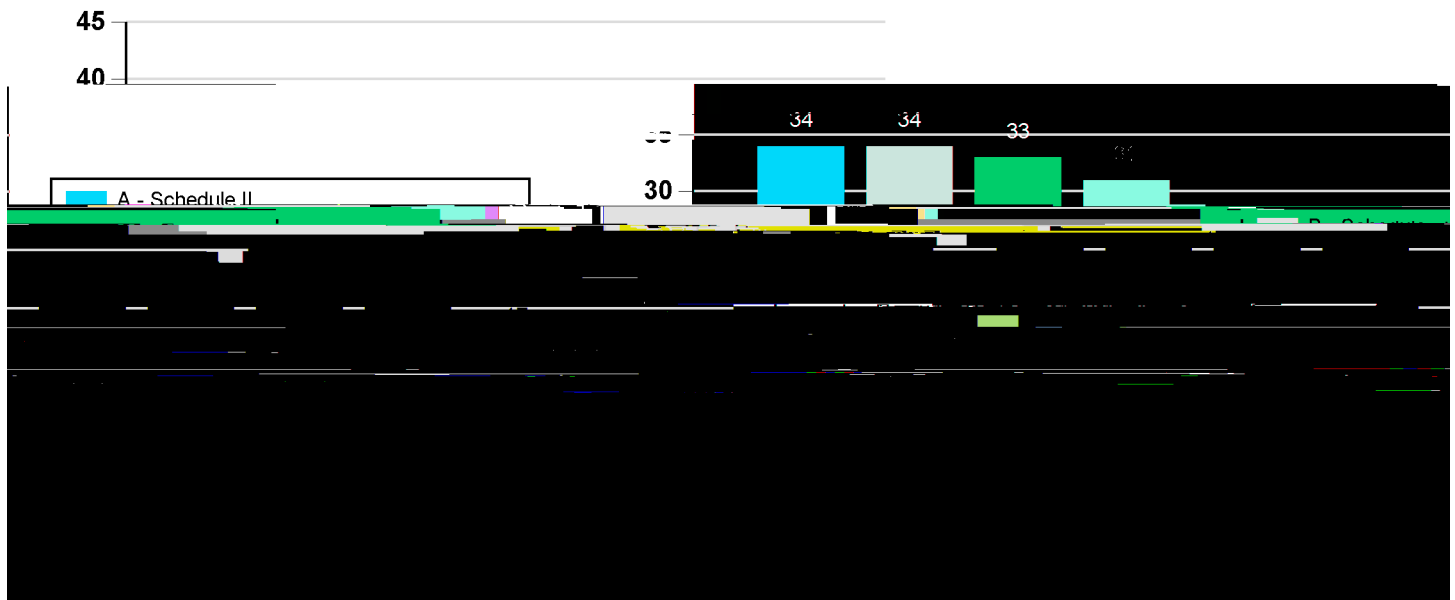


- Independent without restrictions
- Independent, but restricted to area of practice
- Restricted to formulary
- Restricted to formulary with physician supervision
- Restricted to protocol
- Restricted to practice agreement with, or delegation, by physician
- Restricted to practice agreement with, or delegation by, physician for a finite period of time
- Independent when privileged & credentialed by a facility, restricted to practice agreement with physician in other settings
-

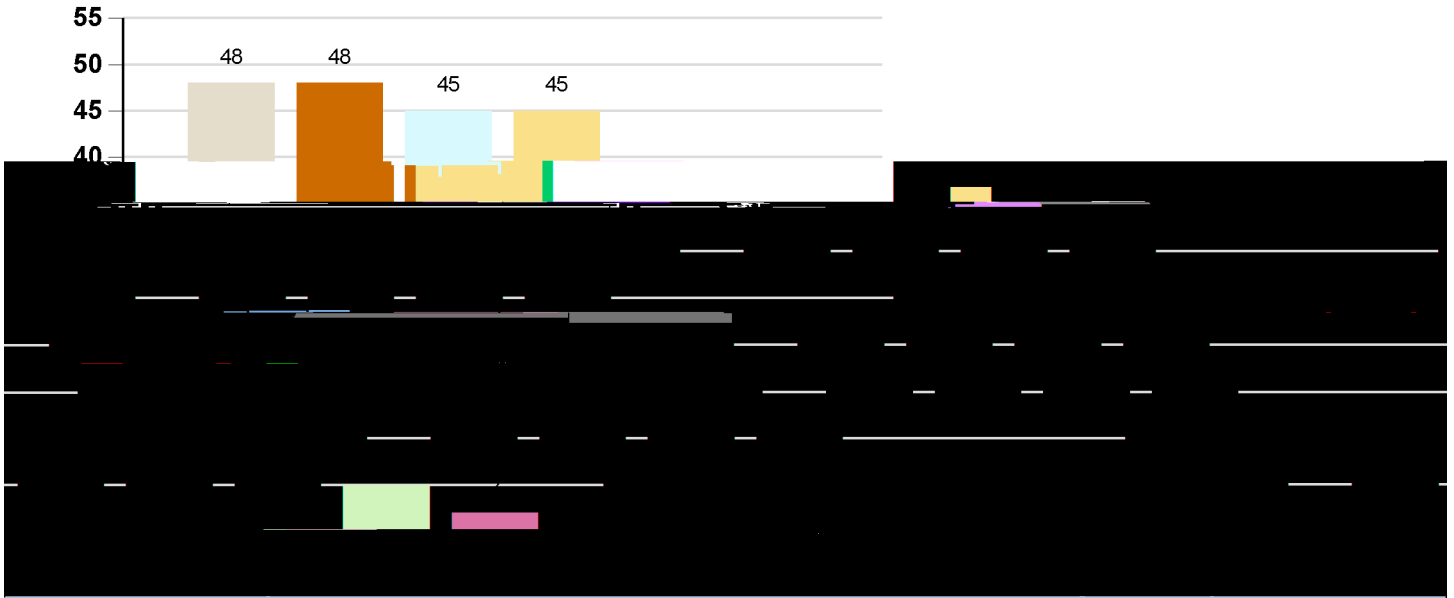


Prescriptive Authority 9.8

| | | | |
|---|--------|---|----|
| Restricted to practice agreement with, or delegation by, physician for a finite period of time | CT, TX | 2 | 4% |
| Independent when privileged & credentialed by a facility, restricted to practice agreement with physician in other settings | IL, MD | 2 | 4% |
| No authority to prescribe | WI | 1 | 2% |



| Responses | Jurisdictions | Number of Boards | Percentage of Boards Responding |
|---|--|------------------|---------------------------------|
| Schedule II | AK, AR, AZ, CNMI, CO, CT, DC, DE, FL, GU, HI, IA, ID, IL, KY, LA-RN, MA, MN, MT, NC, ND, NE, NH, NJ, NM, NV, OK, OR, TN, TX, UT, VT, WA, WY | 34 | 64% |
| Schedule III | AK, AR, CNMI, CO, CT, DC, DE, FL, HI, IA, ID, IL, KY, LA-RN, MA, MN, MT, NC, ND, NE, NH, NJ, NM, NV, OK, OR, PA, TN, TX, UT, VT, WA, WV-RN, WY | 34 | 64% |
| Schedule IV | AK, AR, CNMI, CO, CT, DC, DE, FL, HI, IA, ID, IL, KY, LA-RN, MA, MN, MT, NC, ND, NE, NH, NJ, NM, NV, OK, OR, TN, TX, UT, VT, WA, WV-RN, WY | 33 | 62% |
| Schedule V | AK, AR, CNMI, CO, CT, DC, DE, IA, ID, IL, KY, LA-RN, MA, MN, MT, NC, ND, NE, NH, NJ, NM, NV, OK, OR, TN, TX, UT, VT, WA, WV-RN, WY | 31 | 58% |
| No authority for controlled substance prescribing | AL, CA-RN, GA, GU, IN, KS, MI, MO, MS, OH, PA, RI, SC, SD, VA, VI, WI | 17 | 32% |
| Limited authority within 1 or more schedules | MD, ME, TX, UT | 4 | 8% |



| Responses | Jurisdictions | Number of Boards | Percentage of Boards Responding |
|---|---|------------------|---------------------------------|
| Schedule II | AK, AR, AZ, CA-RN, CNMI, CO, CT, DC, DE, FL, GU, HI, IA, ID, IL, KS, KY, LA-RN, MA, MD, ME, MI, MN, MO, MS, MT, NC, ND, NE, NH, NJ, NM, NV, OH, OR, PA, RI, SD, TX, UT, VA, VI, VT, WA, WY | 45 | 85% |
| Schedule III | AK, AR, AZ, CA-RN, CNMI, CO, CT, DC, DE, FL, GA, HI, IA, ID, IL, KS, KY, LA-RN, MA, MD, ME, MI, MN, MO, MS, MT, NC, ND, NE, NH, NJ, NM, NV, OH, OK, OR, PA, RI, SC, TN, TX, UT, VA, VI, VT, WA, WV-RN, WY | 48 | 91% |
| Schedule IV | AK, AR, AZ, CA-RN, CNMI, CO, CT, DC, DE, FL, GA, HI, IA, ID, IL, KS, KY, LA-RN, MA, MD, ME, MI, MN, MO, MS, MT, NC, ND, NE, NH, NJ, NM, NV, OH, OK, OR, PA, RI, SC, TN, TX, UT, VA, VI, VT, WA, WV-RN, WY | 48 | 91% |
| Schedule V | AK, AR, AZ, CA-RN, CNMI, CO, CT, DC, DE, GA, IA, ID, IL, KS, KY LA-RN, MA, MD, ME, MI, MN, MO, MS, MT, NC, ND, NE, NH, NJ, NM, NV, OH, OK, OR, RI, SC, TN, TX, UT, VA, VI, VT, WA, WV-RN WY | 45 | 85% |
| No authority for controlled substance prescribing | AL, WI | 2 | 4% |
| Limited authority within 1 or more schedules | IN, MO, PA, TX, UT | 5 | 9% |

[Back To Table of Contents](#)

[Back To Table of Contents](#)



| Responses | Jurisdictions | Number of Boards | Percentage of Boards Responding |
|---|---------------|--------------------|---------------------------------|
| Continuing education, beyond that required for the basic RN license | A, B, D, F, C | 40, 41, 42, 43, 44 | 100%, 100%, 100%, 100%, 100% |

Continuing education, beyond that required for the basic RN license